



Austin ISD Reopening
Info Session

DAC
August 25, 2020



Guiding Principles

- Maintain the health, wellness, and safety of the entire school community
- Commit to developing equitable and innovative reopening approaches that meet the academic and social-emotional needs of all students
- Support all staff to adapt and respond to the instructional and operational needs of all stakeholders
- Secure a strong financial and operational future
- Sustain open communication with the Austin ISD community

Ensure health and safety for all so that we do not contribute to the spread of COVID-19.

Our Priorities

HEALTH & SAFETY



EQUITABLE
INSTRUCTION

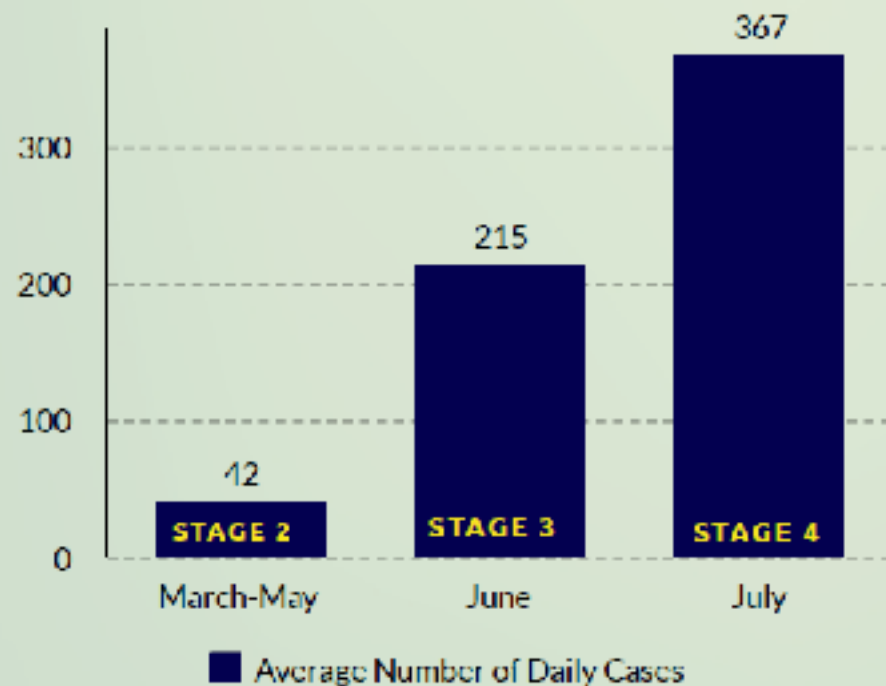


RELATIONSHIPS



SUPPORTING DATA & INFORMATION

Austin-Travis County New Daily COVID-19 Cases



Health Authority Order

July 14, 2020

“School systems shall not re-open schools for on-campus, face-to-face instruction until after September 7, 2020.”

What We Know Today



- The first four weeks of school will be remote campus learning: Sept 8 - Oct 5
- We are working towards ensuring that all students have the technology they need
- Austin ISD is designing high-quality course content that can be delivered 100% remote off campus or on campus for grades PK-12
- Austin ISD will follow health guidance from local, state and federal officials in order to make the best decisions to keep our students and families safe
- We will be prepared to smoothly pivot from on-campus to remote off-campus learning

Even if all of the mitigation strategies are in place and well implemented, it is impossible to completely eliminate the risk of COVID-19 in schools.

- National Academies of Science, Engineering, and Medicine

Communication & Community Engagement

Surveys



- Family Survey: May, June, July-Aug
- Individual Family Outreach
- Staff Survey: May, Jun-Aug
- Student Survey: June

Staying Inform




- [Austin ISD Open for Learning](#)
- Weekly Newsletter [Open for Learning](#)
- Conversation Circles
- Family support line:512-414-9187
- [Let's Talk](#)

Frequently Asked Questions for Staff & Parents - Updated Daily



What protocols will be in place to keep students and staff safe when we return to campuses?

Matias Segura & Alexandra Copeland



Health & Safety Protocols

- Health screenings take place prior to campus entry
- Social distancing measures will be put in place
- Frequent hand washing and disinfecting
- Face masks for staff and students
- Student-friendly graphics throughout the school:
 - Symptoms
 - Social Distancing
 - Hand-washing
- COVID-19 Response Protocol and contact tracing

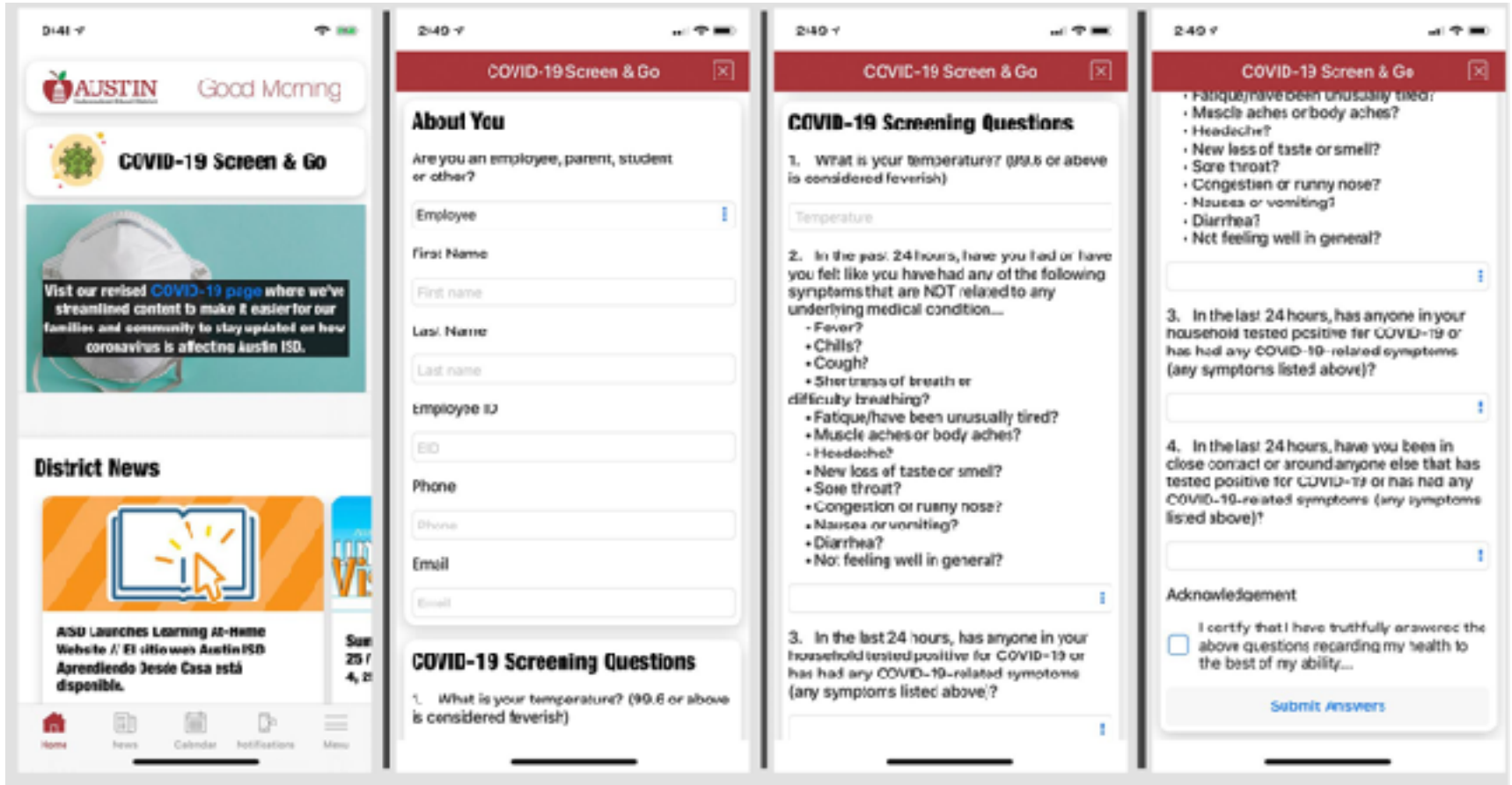


Health Screenings



- COVID-19 Screen & Go on AISD Mobile App
- Take place in vehicles when possible and will take place prior to campus entry.
- Screenings will use “no-touch” thermometers.
- Student and staff respond to a short series of screening questions.
- If student/staff fails screening, they will be sent home immediately and will be asked to quarantine for 14 days
- The district will follow CDC guidelines regarding quarantine protocols.

AISD APP - Screen & Go



Campus Reopening Operations

Operations Checklist Library:

- Transportation
- Food Service
- Health and Safety
- Site Requirements
- Special Education
- Classroom Prep for Teachers
- Furniture Layout and Room Setup
- Outdoor Learning Environments
- Custodial

Standard Operating Procedures (SOP) for Operations: Furniture Layout and Room Setup	
This SOP is to assist in the furniture layout of classroom spaces to ensure social distancing and other safety procedures are followed.	
I. Sanitizing Stations	
<ul style="list-style-type: none">❑ Provide a table or desk in an accessible location (preferably near classroom entrance) for hand sanitizer, disinfectant wipes, and educator gloves for food distribution.❑ All of these materials will be purchased centrally and distributed to campuses.	
II. Furniture Layout: Classrooms and Staging Rooms	
<ul style="list-style-type: none">❑ Remove soft furnishings, soft toys and toys that are hard to clean (such as those with intricate parts).❑ Arrange student furniture within the classroom to accommodate social distancing.<ul style="list-style-type: none">❑ Each student station (either desks or tables) must maintain a minimum of six feet spacing between students in all directions.❑ Arrange furniture keeping in mind the space required for teaching walls, excess furniture storage, and circulation to student restrooms and storage, etc.❑ Measure and tape off new furniture arrangement to assure correct furniture placement throughout the day.<ul style="list-style-type: none">❑ Anticipate approximately 25% of the classroom capacity (based on student:staff ratios):<ul style="list-style-type: none">❑ 6 - 8 students per classroom for elementary schools and,❑ 7 - 9 students per classroom for secondary schools.❑ Remove unnecessary chairs or seating areas to discourage student gathering. Alternately, stack and store excess furniture within the classroom, taping off the area to discourage student gathering.❑ Refer to the following sketches for examples of furniture layout, keeping in mind that a variety of classroom layouts exist and each may accommodate more or fewer student stations.	

Cleaning Protocols



Implement robust cleaning procedures:

- Clean high touch surfaces multiple times a day (bathrooms, handles, office equipment)
- Daily cleaning of the entire campus
- Deep cleaning on a weekly basis
- Disinfection stations for students and staff upon arrival
- Areas will be wiped down before and after use
- Display effective sanitation measures
- Educate staff on proper hygiene and cleaning procedures

Personal Protective Equipment



All PPE purchased and distributed centrally to supply **CAMPUS KITS**:

- **Masks** (Staff and students will be encouraged to bring their own masks, however each person who arrives without a mask will be provided with one.)
- **Gloves**
- **Hand sanitizer***
- **Disinfecting wipes***
- **“No-touch” thermometers**
- **Eye protection** for health screeners
- **Signage** package



*Each classroom will be supplied with hand sanitizer and disinfecting wipes

Facility Signage

The first round of COVID19 signage will be delivered to campuses on August 26th in both English and Spanish



Operations Update

- Facilities
 - Plexiglass Installation
 - Personal HEPA Filters (Admin Space and Health Rooms) - 1000 sq-ft
 - Air Movers and Larger (Merv 13) Air Filters - Main Corridors
 - Water Bottle Filling Installations
 - HVAC Audits Performed by Service Center



Ridgetop ES
Plexiglass Test and Install

Operations Update

- Personal Protective Equipment (PPE)
 - PPE Delivered to most campuses
 - Replenishment Orders:
 - Service Center: 512-414-3299 or
 - Email - linda.coronado@austinisd.org
- Operations Plans
 - > 95% of Plans Received - **GREAT JOB!**
 - Identify Additional Needs - Tents, Tables, etc...
 - Teams assigned to review - Committed through fall semester
- Setting up plexiglass barriers in the front office area.



Desk Shields

Operations Update

- Final Facility Checks
 - HVAC Readiness
 - PPE Inventory
 - Signage
 - Furniture Layouts
 - Compliance with Plans



Webb MS - Submission PIC



Teaching & Learning

Dr. Erin Bown-Anderson



The first 3 weeks



Engaging in remote teaching and learning



Building relationships



Developing routines



Getting familiar with technology tools

Academics Updates

Learning this Fall is guided by the following [Remote Learning Stances](#).

Students will experience learning that is both aligned to district goals and objectives *and* customized/personalized by their teachers according to students' needs.

Remote Learning Stances

- Whole-Child and Whole-Family
- Digital Competency and Safety
- Equitable Access to High-Quality Curriculum
- Equitable Access to Online Learning
- Equitable Access to Personalized Instruction
- Equitable Access to Authentic Feedback and Assessment

Academics

BLEND (Canvas) Courses - PK-12

using devices/wifi access

Content:

- Aligned to AISD curriculum
- Built using common template with essential components for courses
- Built-in opportunities for feedback
- Customizable by teachers according to students' needs

Grade/Course bands:

- PK-12 content in math, science, social studies, language arts
- Music, art, and PE lessons included
- Dual Language framework (elementary)
- Career and Tech Ed, Fine Arts, World Languages included

Timeline (approximate):

- Course building teams (comprised of: curriculum/technology coaches and teachers) complete content for weeks 1-3 by 8/16
- Teachers access course content on 8/18

Let's Take a Closer Look. . .

The screenshot shows the eLEND dashboard for a course titled "AISD 5th Grade Dual Language - 822 - Nunez, Patricia - gfc". The interface includes a left-hand navigation menu with options like Home, Announcements, Grades, Modules, Rubrics, Syllabus, Pages, Discussions, Conferences, Assignments, Outcomes, People, Files, Quizzes, Collaborations, and Settings. The main content area features a large blue banner with a rocket launching from a globe and the word "BIENVENIDOS" in large white letters. Below the banner is a placeholder for the class name, "[INSERT CLASS NAME HERE]", and a yellow instruction: "Add a short course description and welcome in this spot." At the bottom, there are five subject-specific icons: Spanish Language Arts / Social Studies (globe and books), English Language Arts (open book), Math (math symbols), Science (test tubes), and Social Emotional Learning (heart made of dots).

Opening

eLEND

Account

Admin

Dashboard

Courses

Calendar

Inbox

Commans

Help

Home

Announcements

Grades

Modules

Rubrics

Syllabus

Pages

Discussions

Conferences

Assignments

Outcomes

People

Files

Quizzes

Collaborations

Settings

AISD 5th Grade Dual Language - 822 - Nunez, Patricia - gfc

Edit

BIENVENIDOS

[INSERT CLASS NAME HERE]

Add a short course description and welcome in this spot.

LECTOESCRITURA / ESTUDIOS SOCIALES

D. ARTES DE LENGUAJE-INGLES

MATEMÁTICAS

CIENCIAS

APRENDIZAJE SOCIO EMOCIONAL

SPANISH LANGUAGE ARTS / SOCIAL STUDIES

ENGLISH LANGUAGE ARTS

MATH

SCIENCE

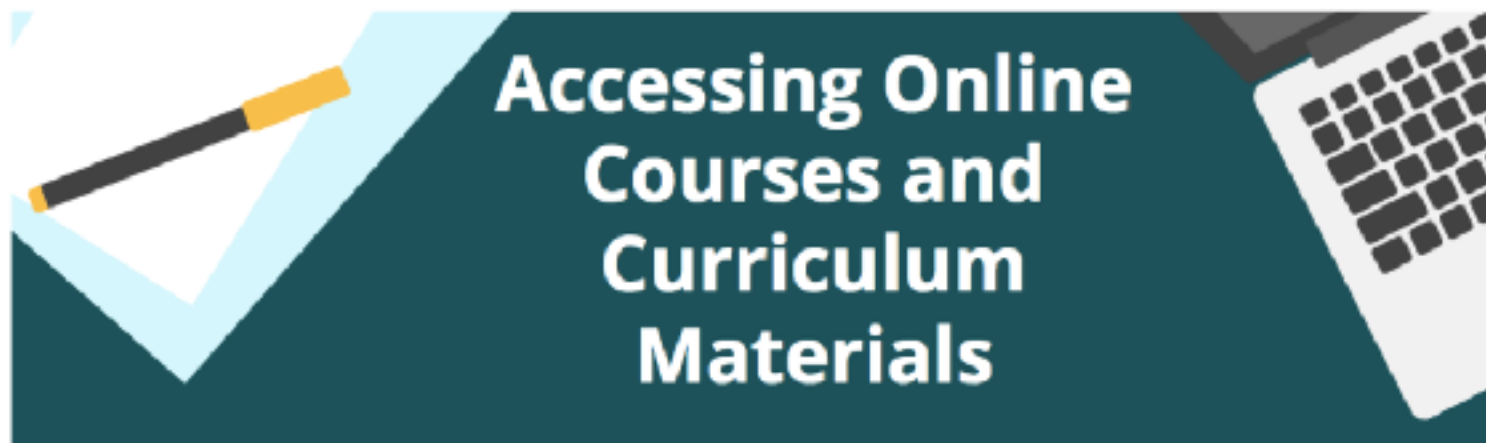
SOCIAL EMOTIONAL LEARNING

Orienting Teachers



- Modules
- Announcements 98
- Google Drive
- Syllabus 98
- Grades 98
- People 98
- Assignments 98
- Pages 98
- Discussions 98
- Outcomes 98
- Conferences 98
- Files 98
- Quizzes 98
- Rubrics 98
- Collaborations 98
- Settings

✓ Welcome and Checklist for Completing this Course ✓



Accessing Online Courses and Curriculum Materials

#AISDEDU2020

#WeAreAISD

OVERVIEW

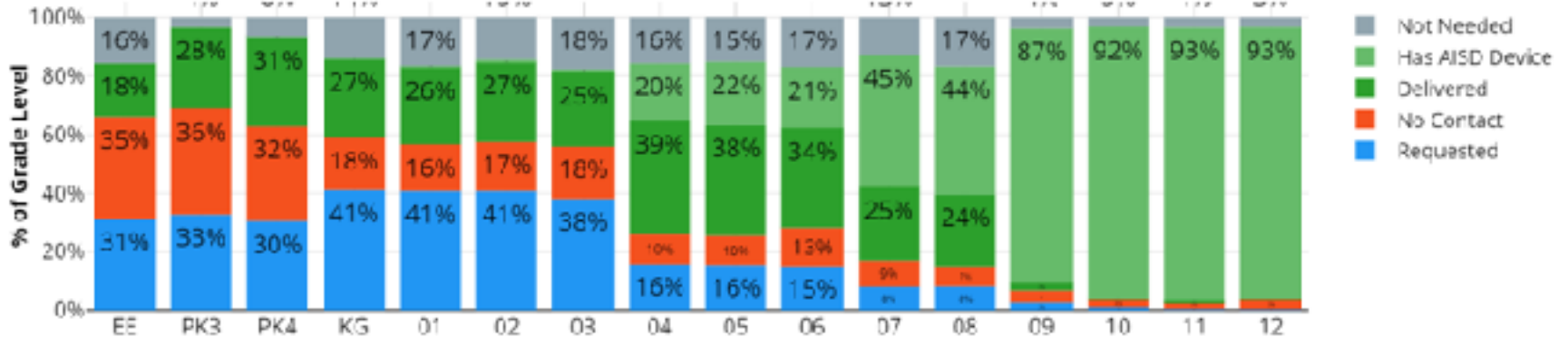
Welcome to the Accessing Online Course and Curriculum Materials Introductory Course! This course is intended to provide teachers with an overview of the BLEND courses that have been designed for the start of the 2020-2021 school year.

Instructional Platform & Access to Technology

- BLEND (Canvas) w/Seesaw as a resource for PK-2
- Device Distribution



% of Device Distribution by Grade Level



Thank you!
