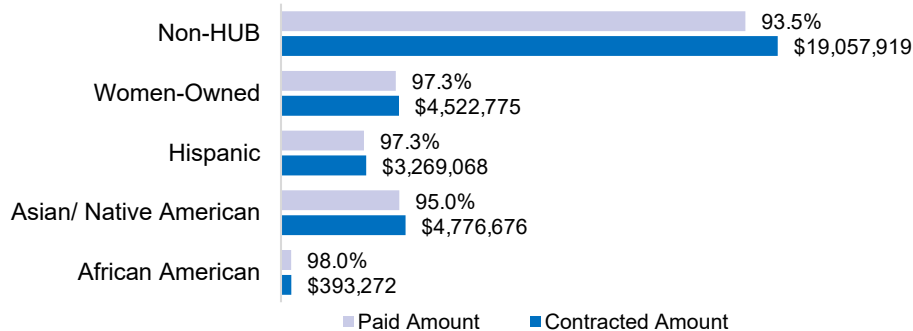


# 2013 BOND PROGRAM - ARCHITECT/ ENGINEERING: THROUGH APRIL 2021

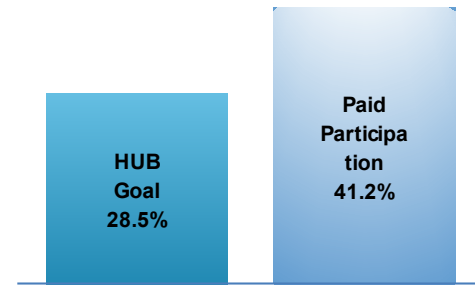
Category	Contracted Amount (\$)	HUB % Contracted	Paid Amount (\$)	Paid Progress	Paid Participation	HUB Goal
African American	393,272	1.2%	385,597	98.0%	1.3%	1.9%
Asian/Native American	4,776,676	14.9%	4,535,801	95.0%	15.0%	7.4%
Hispanic	3,269,068	10.2%	3,181,240	97.3%	10.5%	9.4%
Women-Owned	4,522,775	14.1%	4,402,015	97.3%	14.5%	9.8%
HUB Total	12,961,791	40.4%	12,504,652	96.5%	41.2%	28.5%
Non-HUB	19,057,919	59.5%	17,817,735	93.5%		
<b>Total</b>	<b>32,019,710</b>		<b>30,322,387</b>	<b>94.7%</b>		

Note: Numbers may not add due to rounding

### Paid Progress



### % Goal Achieved

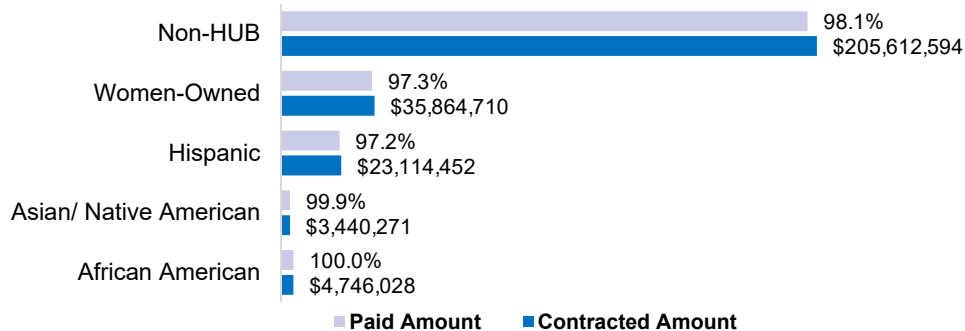


# 2013 BOND PROGRAM - CONSTRUCTION: THROUGH APRIL 2021


Category	Contracted Amount (\$)	HUB % Contracted	Paid Amount (\$)	Paid Progress	Paid Participation	HUB Goal
African American	4,746,028	1.7%	4,746,028	100.0%	1.8%	1.7%
Asian/Native American	3,440,271	1.3%	3,437,048	99.9%	1.3%	1.9%
Hispanic	23,114,452	8.5%	22,457,549	97.2%	8.4%	8.1%
Women-Owned	35,864,710	13.1%	34,905,266	97.3%	13.0%	10.2%
HUB Total	67,165,460	24.7%	65,545,890	97.9%	24.5%	21.9%
Non-HUB	205,758,602	75.4%	202,096,911	98.1%		
<b>Total</b>	<b>272,924,062</b>		<b>267,642,801</b>			

Note: Numbers may not add due to rounding

## Paid Progress



## % Goal Achieved

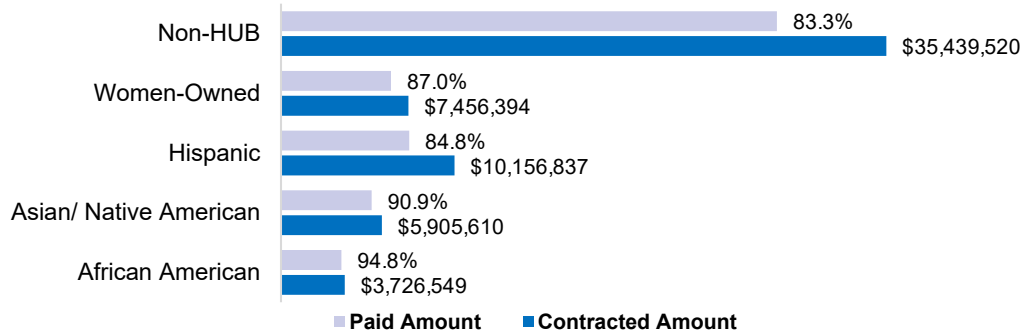


# 2017 BOND PROGRAM - ARCHITECT/ ENGINEERING: THROUGH APRIL 2021

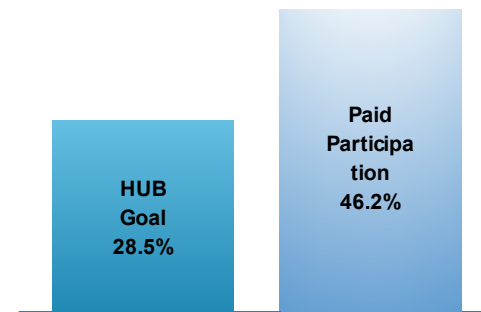
Category	Contracted Amount (\$)	HUB % Contracted	Paid Amount (\$)	Paid Progress	Paid Participation	HUB Goal
African American	3,726,549	6.1%	3,531,416	94.8%	6.8%	1.9%
Asian/Native American	5,905,610	9.7%	5,367,111	90.9%	10.3%	7.4%
Hispanic	10,156,837	16.7%	8,611,326	84.8%	16.6%	9.4%
Women-Owned	7,456,394	12.3%	6,484,659	87.0%	12.5%	9.8%
HUB Total	27,245,390	44.8%	23,994,513	88.1%	46.2%	28.5%
Non-HUB	35,439,520	55.2%	27,989,019	83.3%		
<b>Total</b>	<b>60,863,474</b>		<b>51,983,532</b>			

Note: Numbers may not add due to rounding

### Paid Progress



### % Goal Achieved

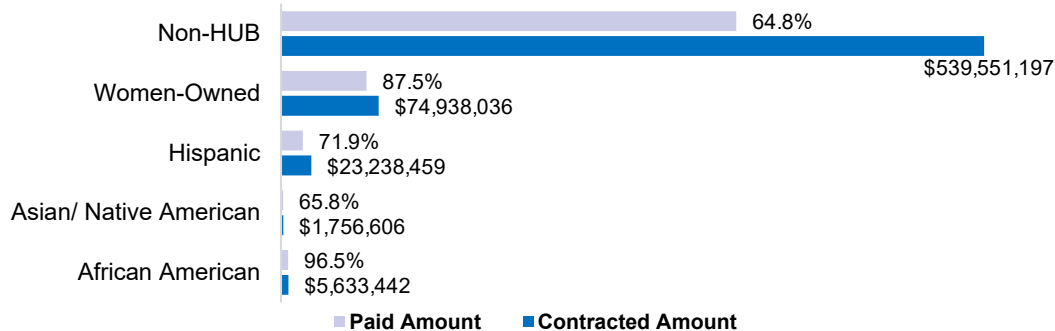


# 2017 BOND PROGRAM - CONSTRUCTION: THROUGH APRIL 2021

Category	Contracted Amount (\$)	HUB % Contracted	Paid Amount (\$)	Paid Progress	Paid Participation	HUB Goal
African American	5,633,442	0.9%	5,435,586	96.5%	1.2%	1.7%
Asian/Native American	1,756,606	0.3%	1,156,622	65.8%	0.3%	1.9%
Hispanic	23,238,459	3.6%	16,714,482	71.9%	3.8%	8.1%
Women-Owned	74,938,036	11.6%	65,589,395	87.5%	15.0%	10.2%
HUB Total	105,566,545	16.4%	88,896,088	84.2%	20.3%	21.9%
Non-HUB	539,551,197	83.8%	349,389,613	64.8%		
<b>Total</b>	<b>645,117,742</b>		<b>438,285,701</b>			

Note: Numbers may not add due to rounding

## Paid Progress



## % Goal Achieved

