

Educational Suitability and Facility Condition Assessments - 2021



Building Address:
8403 Mesa Drive
Austin, TX 78759

Building Square Footage: 335,700 SF
Site Acreage: 40 Acres
Date of First Construction: 1973

Student Demographics:

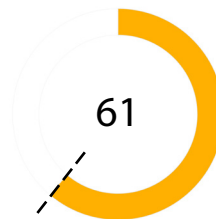
Demographic	Percentage
African American	5.1%
Hispanic	30.0%
White	51.5%
American Indian	0.1%
Asian	7.8%
Pacific Islander	0.1%
Two or More Races	5.3%
Economically Disadvantaged	23.6%
English Language Learners	6.3%
Special Education	9.4%
Enrollment	2234

Facility Summary

Anderson High School serves an enrollment of approximately 2,250 students in northwest Austin. The original campus was built in 1973, with stand-alone additions constructed in 2000 (library), 2011 (science building) and 2015 (CTE studios). The total square footage consists of approximately 335,000 square feet on a 40-acre site. Anderson High School has numerous academic programs, including a T-STEM Academy (Texas Science, Technology, Engineering, Math). The T-STEM program participates in the national VEX Robotics Competition. The school also offers an International Baccalaureate (IB) Diploma.

Educational Suitability Assessment Score:

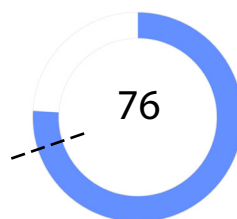
--- District High
School's ESA Average: 61



- Very Unsatisfactory 0-35
- Unsatisfactory 36-50
- Average 51-65
- Satisfactory 66-80
- Very Satisfactory 81-100

Facility Condition Assessment Score:

--- District High
School's FCA Average: 69



Questions/Comments?
Email: Assessments@perkinswill.com

Educational Suitability and Facility Condition Assessments - 2021

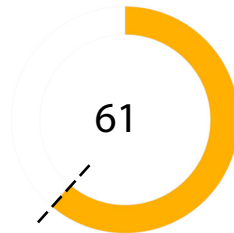
The ESA evaluates how well a facility supports teaching and learning using the district's Educational Specifications as the standard. It includes items such as the exterior, general building, security, controllability of lighting, furniture, academic and administrative spaces, and technology.

The FCA evaluates the physical condition of a facility to measure what systems are broken, aging, etc. This includes items such as roofing, heating and air conditioning, plumbing, electrical, site drainage, and parking.

Both assessments incorporate data, staff interviews, facility walk-throughs, cost-estimating, and analysis.

ESA Score:

--- District High School's ESA Average: 61



General Building

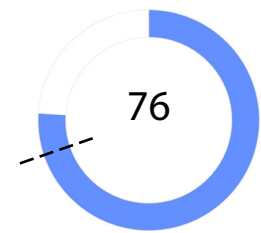
1 - Exterior	54
2 - Outdoor Learning and Activity	70
3 - General Building	58
4 - Security	55
5 - Environmental Quality	56
6 - Controllability of Systems	36
7 - Furniture, Fixtures, Equipment	69

Academics

8 - Academics & Learning	43
9 - CTE Career Connected Learning	100
10 - Visual and Performing Arts	71
11 - Athletics and Wellness	54
12 - Food Service	60
13 - Media Resources	70
14 - Technology	65
15 - Administration Spaces	55






FCA Score:

--- District High School's FCA Average: 69



Campus-wide

1 - Exterior Architecture	100
2 - Interior Architecture	77
3 - Structural	100
4 - Mechanical / HVAC	90
5 - Electrical	42
6 - Plumbing	97
7 - Site / Civil	29
8 - Crawlspace	31

	Very Unsatisfactory	0-35
	Unsatisfactory	36-50
	Average	51-65
	Satisfactory	66-80
	Very Satisfactory	81-100

Questions/Comments?
Email: Assessments@perkinswill.com