

Educational Suitability and Facility Condition Assessments - 2021



Building Address:
12200 Meridian Park Blvd
Austin, TX 78739

Building Square Footage: 86,900 SF
Site Acreage: 14 Acres
Date of First Construction: 2010

Student Demographics:

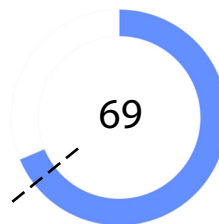
Demographic	Percentage
African American	1.8%
Hispanic	23.8%
White	54.3%
American Indian	0.1%
Asian	14.0%
Pacific Islander	0.0%
Two or More Races	6.0%
Economically Disadvantaged	15.3%
English Language Learners	15.3%
Special Education	8.5%
Enrollment	672

Facility Summary

Baldwin Elementary School, serving an enrollment of approximately 675 students in southwest Austin, is a suburban neighborhood school in the Meridian subdivision. It was built in 2010 with a total of 87,000 square feet on 14 acres. The campus grounds are large. There is a covered basketball court adjacent to the indoor gymnasium, and a couple of areas are set up for outdoor classes. The school has cisterns as well as gardens. The school is across the street from the Meridian Community Pavilion.

Educational Suitability Assessment Score:

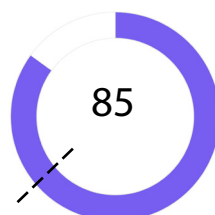
--- District Elementary School's ESA Average: 64



- Very Unsatisfactory 0-35
- Unsatisfactory 36-50
- Average 51-65
- Satisfactory 66-80
- Very Satisfactory 81-100

Facility Condition Assessment Score:

--- District Elementary School's FCA Average: 62



Questions/Comments?
Email: Assessments@perkinswill.com

Educational Suitability and Facility Condition Assessments - 2021

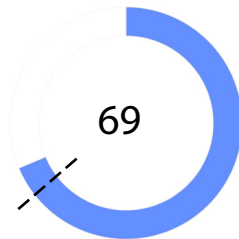
The ESA evaluates how well a facility supports teaching and learning using the district's Educational Specifications as the standard. It includes items such as the exterior, general building, security, controllability of lighting, furniture, academic and administrative spaces, and technology.

The FCA evaluates the physical condition of a facility to measure what systems are broken, aging, etc. This includes items such as roofing, heating and air conditioning, plumbing, electrical, site drainage, and parking.

Both assessments incorporate data, staff interviews, facility walk-throughs, cost-estimating, and analysis.

ESA Score:

--- District
 Elementary
 School's ESA
 Average: 64



General Building

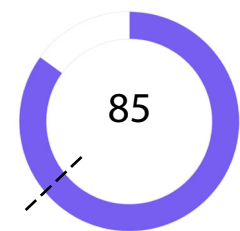
1 - Exterior	94
2 - Outdoor Learning and Activity	80
3 - General Building	73
4 - Security	63
5 - Environmental Quality	64
6 - Controllability of Systems	76
7 - Furniture, Fixtures, Equipment	65

Academics

8 - Academics & Learning	50
9 - Visual and Performing Arts	73
10 - PE and Wellness	80
11 - Food Service	80
12 - Media Resources	57
13 - Technology	55
14 - Administration Spaces	50






FCA Score:

--- District
 Elementary
 School's FCA
 Average: 62



Campus-wide

1 - Exterior Architecture	100
2 - Interior Architecture	80
3 - Structural	100
4 - Mechanical / HVAC	74
5 - Electrical	90
6 - Plumbing	84
7 - Site / Civil	100
8 - Crawlspace	100

	Very Unsatisfactory	0-35
	Unsatisfactory	36-50
	Average	51-65
	Satisfactory	66-80
	Very Satisfactory	81-100

Questions/Comments?
 Email: Assessments@perkinswill.com