

## Educational Suitability and Facility Condition Assessments - 2021



Building Address:  
2108 Barton Hills Drive  
Austin, TX 78704

Building Square Footage: 38,200 SF  
Site Acreage: 9 Acres  
Date of First Construction: 1964

### Student Demographics:

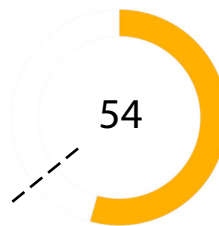
Demographic	Percentage
African American	2.0%
Hispanic	27.5%
White	63.1%
American Indian	0.0%
Asian	1.8%
Pacific Islander	0.0%
Two or More Races	5.6%
Economically Disadvantaged	10.4%
English Language Learners	2.8%
Special Education	10.6%
Enrollment	396

### Facility Summary

Barton Hills Elementary School, serving an enrollment of approximately 400 students ranging from kindergarten through sixth grade, is in south central Austin. It was built in 1964 and consists of approximately 38,200 square feet. The school is known for its renowned choir and cultural arts program as well as strong environmental programs. The age and configuration of the campus creates limited flexibility in teaching. Although the campus is aged, it has been well-maintained. The school's adjacency to the City of Austin's Barton Hills greenbelt is a great asset. The partnership with the City of Austin parks has created an ideal playground space for the campus as well as the community.

### Educational Suitability Assessment Score:

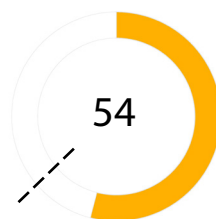
--- District Elementary School's ESA Average: 64



- Very Unsatisfactory 0-35
- Unsatisfactory 36-50
- Average 51-65
- Satisfactory 66-80
- Very Satisfactory 81-100

### Facility Condition Assessment Score:

--- District Elementary School's FCA Average: 62



Questions/Comments?  
Email: [Assessments@perkinswill.com](mailto:Assessments@perkinswill.com)

## Educational Suitability and Facility Condition Assessments - 2021

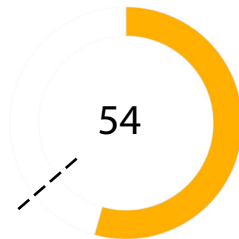
The ESA evaluates how well a facility supports teaching and learning using the district's Educational Specifications as the standard. It includes items such as the exterior, general building, security, controllability of lighting, furniture, academic and administrative spaces, and technology.

The FCA evaluates the physical condition of a facility to measure what systems are broken, aging, etc. This includes items such as roofing, heating and air conditioning, plumbing, electrical, site drainage, and parking.

Both assessments incorporate data, staff interviews, facility walk-throughs, cost-estimating, and analysis.

### ESA Score:

--- District Elementary School's ESA Average: 64



#### General Building

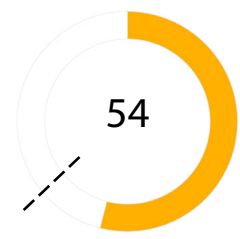
- 1 - Exterior 31
- 2 - Outdoor Learning and Activity 80
- 3 - General Building 53
- 4 - Security 57
- 5 - Environmental Quality 64
- 6 - Controllability of Systems 52
- 7 - Furniture, Fixtures, Equipment 75

#### Academics

- 8 - Academics & Learning 37
- 9 - Visual and Performing Arts 47
- 10 - PE and Wellness 50
- 11 - Food Service 60
- 12 - Media Resources 50
- 13 - Technology 50
- 14 - Administration Spaces 55

### FCA Score:

--- District Elementary School's FCA Average: 62



#### Campus-wide

- 1 - Exterior Architecture 97
- 2 - Interior Architecture 65
- 3 - Structural 99
- 4 - Mechanical / HVAC 75
- 5 - Electrical 40
- 6 - Plumbing 79
- 7 - Site / Civil 0
- 8 - Crawlspace 5

- Very Unsatisfactory 0-35
- Unsatisfactory 36-50
- Average 51-65
- Satisfactory 66-80
- Very Satisfactory 81-100

Questions/Comments?  
Email: [Assessments@perkinswill.com](mailto:Assessments@perkinswill.com)