

Educational Suitability and Facility Condition Assessments - 2021



Building Address:
12801 Escarpment Blvd
Austin, TX 78739

Building Square Footage: 83,600 SF
Site Acreage: 19 Acres
Date of First Construction: 2020

Student Demographics:

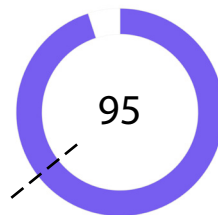
Demographic	Percentage
African American	0.6%
Hispanic	18.4%
White	54.0%
American Indian	0.6%
Asian	19.2%
Pacific Islander	0.0%
Two or More Races	7.2%
Economically Disadvantaged	6.7%
English Language Learners	10.0%
Special Education	6.3%
Enrollment	489

Facility Summary

Bear Creek Elementary School, serving an enrollment of approximately 490 students, is in southeast Austin. It was built in 2020 and consists of approximately 83,600 square feet. This school is one of the first schools to be designed and built in the 2017 Bond Program. The building will incorporate flexible spaces allowing for collaborative, interdisciplinary and project-driven learning. Bear Creek Elementary is named after the creek that runs near the site. The school meets a very high percentage of the District's Educational Specifications.

Educational Suitability Assessment Score:

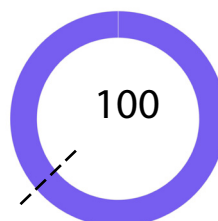
--- District Elementary School's ESA Average: 64



- Very Unsatisfactory 0-35
- Unsatisfactory 36-50
- Average 51-65
- Satisfactory 66-80
- Very Satisfactory 81-100

Facility Condition Assessment Score:

--- District Elementary School's FCA Average: 62



Questions/Comments?
Email: Assessments@perkinswill.com

Educational Suitability and Facility Condition Assessments - 2021

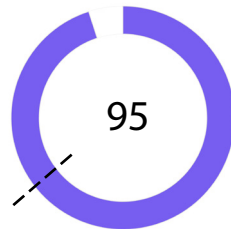
The ESA evaluates how well a facility supports teaching and learning using the district's Educational Specifications as the standard. It includes items such as the exterior, general building, security, controllability of lighting, furniture, academic and administrative spaces, and technology.

The FCA evaluates the physical condition of a facility to measure what systems are broken, aging, etc. This includes items such as roofing, heating and air conditioning, plumbing, electrical, site drainage, and parking.

Both assessments incorporate data, staff interviews, facility walk-throughs, cost-estimating, and analysis.

ESA Score:

--- District Elementary School's ESA Average: 64



General Building

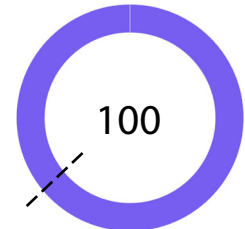
1 - Exterior	100
2 - Outdoor Learning and Activity	80
3 - General Building	100
4 - Security	100
5 - Environmental Quality	100
6 - Controllability of Systems	100
7 - Furniture, Fixtures, Equipment	100

Academics

8 - Academics & Learning	99
9 - Visual and Performing Arts	100
10 - PE and Wellness	100
11 - Food Service	100
12 - Media Resources	87
13 - Technology	75
14 - Administration Spaces	90






FCA Score:

--- District Elementary School's FCA Average: 62



Campus-wide

1 - Exterior Architecture	100
2 - Interior Architecture	100
3 - Structural	100
4 - Mechanical / HVAC	100
5 - Electrical	100
6 - Plumbing	100
7 - Site / Civil	100
8 - Crawlspace	100

	Very Unsatisfactory	0-35
	Unsatisfactory	36-50
	Average	51-65
	Satisfactory	66-80
	Very Satisfactory	81-100

Questions/Comments?
Email: Assessments@perkinswill.com