

## Educational Suitability and Facility Condition Assessments - 2021



Building Address:  
4103 W. Slaughter Lane  
Austin, TX 78749

Building Square Footage: 425,700 SF  
Site Acreage: 67 Acres  
Date of First Construction: 1988

### Student Demographics:

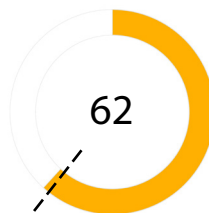
Demographic	Percentage
African American	1.8%
Hispanic	29.7%
White	57.7%
American Indian	0.2%
Asian	5.8%
Pacific Islander	0.2%
Two or More Races	4.6%
Economically Disadvantaged	12.5%
English Language Learners	2.1%
Special Education	10.2%
Enrollment	2875

### Facility Summary

Bowie High School, serving a student enrollment of approximately 2,900 students in southwest Austin, is the largest comprehensive high school in the district. Bowie High School is on a sprawling campus of approximately 60 acres. The agricultural barn is on an additional 7-acre site adjacent to campus. The campus is receiving upgrades from the 2017 bond program, including an addition for athletics, renovation for fine arts, a parking structure, and HVAC and technology improvements. The original buildings were built in 1988, and at 30 years old, are in average condition.

### Educational Suitability Assessment Score:

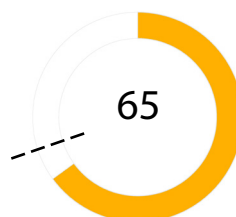
--- District High School's ESA Average: 61



- Very Unsatisfactory 0-35
- Unsatisfactory 36-50
- Average 51-65
- Satisfactory 66-80
- Very Satisfactory 81-100

### Facility Condition Assessment Score:

--- District High School's FCA Average: 69



Questions/Comments?  
Email: [Assessments@perkinswill.com](mailto:Assessments@perkinswill.com)

## Educational Suitability and Facility Condition Assessments - 2021

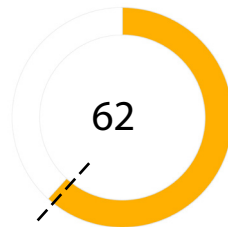
The ESA evaluates how well a facility supports teaching and learning using the district's Educational Specifications as the standard. It includes items such as the exterior, general building, security, controllability of lighting, furniture, academic and administrative spaces, and technology.

The FCA evaluates the physical condition of a facility to measure what systems are broken, aging, etc. This includes items such as roofing, heating and air conditioning, plumbing, electrical, site drainage, and parking.

Both assessments incorporate data, staff interviews, facility walk-throughs, cost-estimating, and analysis.

### ESA Score:

--- District High School's ESA Average: 61



#### General Building

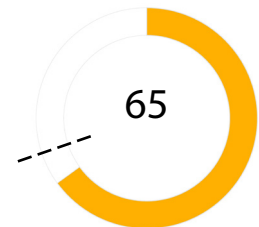
1 - Exterior	66
2 - Outdoor Learning and Activity	70
3 - General Building	56
4 - Security	43
5 - Environmental Quality	68
6 - Controllability of Systems	60
7 - Furniture, Fixtures, Equipment	65

#### Academics

8 - Academics & Learning	34
9 - CTE Career Connected Learning	75
10 - Visual and Performing Arts	89
11 - Athletics and Wellness	85
12 - Food Service	50
13 - Media Resources	57
14 - Technology	55
15 - Administration Spaces	55






### FCA Score:

--- District High School's FCA Average: 69



#### Campus-wide

1 - Exterior Architecture	65
2 - Interior Architecture	80
3 - Structural	100
4 - Mechanical / HVAC	62
5 - Electrical	41
6 - Plumbing	71
7 - Site / Civil	62
8 - Crawlspace	0

 Very Unsatisfactory	0-35
 Unsatisfactory	36-50
 Average	51-65
 Satisfactory	66-80
 Very Satisfactory	81-100

Questions/Comments?  
Email: [Assessments@perkinswill.com](mailto:Assessments@perkinswill.com)