

Educational Suitability and Facility Condition Assessments - 2021



Building Address:
3700 Convict Hill Rd
Austin, TX 78749

Building Square Footage: 173,400 SF
Site Acreage: 21 Acres
Date of First Construction: 1986

Student Demographics:

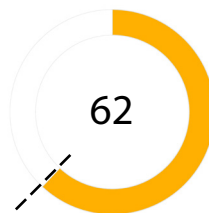
Demographic	Percentage
African American	6.2%
Hispanic	56.2%
White	32.2%
American Indian	0.3%
Asian	0.8%
Pacific Islander	0.3%
Two or More Races	4.2%
Economically Disadvantaged	56.3%
English Language Learners	17.8%
Special Education	23.6%
Enrollment	794

Facility Summary

Covington Middle School serves an enrollment of approximately 800 students in southwest Austin. The building was constructed in 1986 and consists of 173,400 square feet on 21 acres. Covington is a Fine Arts Academy that provides advanced creative learning and incorporates college preparation strategies through its AVID (Advancement Via Individual Determination) program. The academy focuses on improving self-confidence and self-discipline, strengthening social and problem-solving skills, and providing arts-enhanced academics through a wide variety of programs.

Educational Suitability Assessment Score:

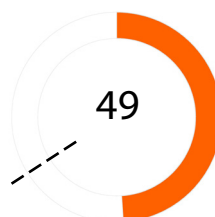
--- District Middle School's ESA Average: 62



- Very Unsatisfactory 0-35
- Unsatisfactory 36-50
- Average 51-65
- Satisfactory 66-80
- Very Satisfactory 81-100

Facility Condition Assessment Score:

--- District Middle School's FCA Average: 66



Questions/Comments?
Email: Assessments@perkinswill.com

Educational Suitability and Facility Condition Assessments - 2021

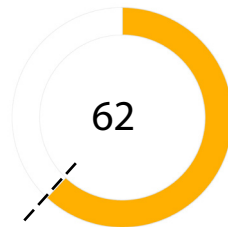
The ESA evaluates how well a facility supports teaching and learning using the district's Educational Specifications as the standard. It includes items such as the exterior, general building, security, controllability of lighting, furniture, academic and administrative spaces, and technology.

The FCA evaluates the physical condition of a facility to measure what systems are broken, aging, etc. This includes items such as roofing, heating and air conditioning, plumbing, electrical, site drainage, and parking.

Both assessments incorporate data, staff interviews, facility walk-throughs, cost-estimating, and analysis.

ESA Score:

--- District Middle School's ESA Average: 62



General Building

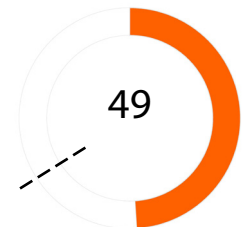
1 - Exterior	66
2 - Outdoor Learning and Activity	70
3 - General Building	56
4 - Security	62
5 - Environmental Quality	84
6 - Controllability of Systems	52
7 - Furniture, Fixtures, Equipment	55

Academics

8 - Academics & Learning	49
9 - CTE Career Connected Learning	82
10 - Visual and Performing Arts	83
11 - Athletics and Wellness	52
12 - Food Service	40
13 - Media Resources	60
14 - Technology	65
15 - Administration Spaces	55






FCA Score:

--- District Middle School's FCA Average: 66



Campus-wide

1 - Exterior Architecture	87
2 - Interior Architecture	59
3 - Structural	100
4 - Mechanical / HVAC	73
5 - Electrical	27
6 - Plumbing	0
7 - Site / Civil	29
8 - Crawlspace	0

	Very Unsatisfactory	0-35
	Unsatisfactory	36-50
	Average	51-65
	Satisfactory	66-80
	Very Satisfactory	81-100

Questions/Comments?
Email: Assessments@perkinswill.com