

## Educational Suitability and Facility Condition Assessments - 2021



Building Address:  
2817 Kentish Drive  
Austin, TX 78748

Building Square Footage: 70,200 SF  
Site Acreage: 23 Acres  
Date of First Construction: 1999

### Student Demographics:

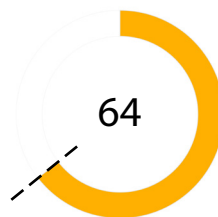
Demographic	Percentage
African American	3.1%
Hispanic	41.2%
White	41.0%
American Indian	0.5%
Asian	7.3%
Pacific Islander	0.2%
Two or More Races	6.7%
Economically Disadvantaged	33.4%
English Language Learners	10.3%
Special Education	12.5%
Enrollment	641

### Facility Summary

Cowan Elementary School, serving an enrollment of approximately 640 students, is in southwest Austin. It was built in 1999 and consists of approximately 70,000 square feet. The school is named after longtime educator Dennis E. Cowan. Its mission is to nurture and inspire children to achieve their personal best every day. A signature program for social and emotional learning is provided through a certified therapist.

### Educational Suitability Assessment Score:

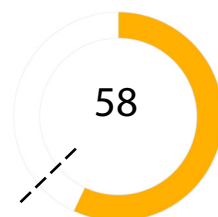
--- District Elementary School's ESA Average: 64



- Very Unsatisfactory 0-35
- Unsatisfactory 36-50
- Average 51-65
- Satisfactory 66-80
- Very Satisfactory 81-100

### Facility Condition Assessment Score:

--- District Elementary School's FCA Average: 62



Questions/Comments?  
Email: [Assessments@perkinswill.com](mailto:Assessments@perkinswill.com)

## Educational Suitability and Facility Condition Assessments - 2021

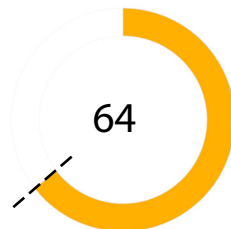
The ESA evaluates how well a facility supports teaching and learning using the district's Educational Specifications as the standard. It includes items such as the exterior, general building, security, controllability of lighting, furniture, academic and administrative spaces, and technology.

The FCA evaluates the physical condition of a facility to measure what systems are broken, aging, etc. This includes items such as roofing, heating and air conditioning, plumbing, electrical, site drainage, and parking.

Both assessments incorporate data, staff interviews, facility walk-throughs, cost-estimating, and analysis.

### ESA Score:

--- District Elementary School's ESA Average: 64



#### General Building

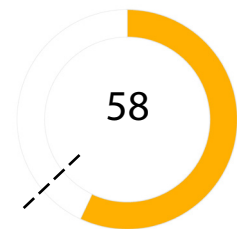
1 - Exterior	66
2 - Outdoor Learning and Activity	87
3 - General Building	64
4 - Security	51
5 - Environmental Quality	68
6 - Controllability of Systems	60
7 - Furniture, Fixtures, Equipment	69

#### Academics

8 - Academics & Learning	51
9 - Visual and Performing Arts	80
10 - PE and Wellness	60
11 - Food Service	70
12 - Media Resources	67
13 - Technology	55
14 - Administration Spaces	50






### FCA Score:

--- District Elementary School's FCA Average: 62



#### Campus-wide

1 - Exterior Architecture	82
2 - Interior Architecture	42
3 - Structural	100
4 - Mechanical / HVAC	47
5 - Electrical	39
6 - Plumbing	73
7 - Site / Civil	0
8 - Crawlspace	N/A

	Very Unsatisfactory	0-35
	Unsatisfactory	36-50
	Average	51-65
	Satisfactory	66-80
	Very Satisfactory	81-100

Questions/Comments?  
Email: [Assessments@perkinswill.com](mailto:Assessments@perkinswill.com)