

Educational Suitability and Facility Condition Assessments



Building Address:
900 Thompson St
Austin, TX 78702

Building Square Footage: 131,200 SF
Site Acreage: 20 Acres
Date of First Construction: 2021

Student Demographics:

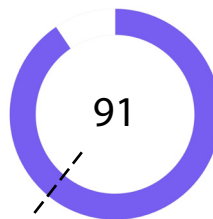
| Demographic | Percentage |
|----------------------------|------------|
| African American | 10.5% |
| Hispanic | 84.7% |
| White | 2.6% |
| American Indian | 0.1% |
| Asian | 1.5% |
| Pacific Islander | 0.0% |
| Two or More Races | 0.6% |
| Economically Disadvantaged | 84.9% |
| English Language Learners | 53.3% |
| Special Education | 12.7% |
| Enrollment | 724 |

Facility Summary

Eastside Early College High School and International High School is a 20-acre campus under construction on the site of the original L.C. Anderson Campus as part of the 2017 Bond Program. Eastside has an enrollment of approximately 490 students and the International School serves approximately 250 students. The campus is in east Austin and will be composed of two new academic buildings totaling 131,200 square feet as well as a new fieldhouse and existing athletic support structures. Construction is slated to be complete in July 2021 with the campus opening in the fall of 2021.

Educational Suitability Assessment Score:

--- District High
School's ESA Average: 61



- Very Unsatisfactory 0-35
- Unsatisfactory 36-50
- Average 51-65
- Satisfactory 66-80
- Very Satisfactory 81-100

Facility Condition Assessment Score:

--- District High
School's FCA Average: 69

N/A

Questions/Comments?
Email: Assessments@perkinswill.com

Educational Suitability and Facility Condition Assessments - 2021

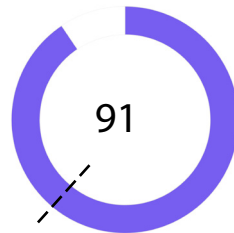
The ESA evaluates how well a facility supports teaching and learning using the district's Educational Specifications as the standard. It includes items such as the exterior, general building, security, controllability of lighting, furniture, academic and administrative spaces, and technology.

The FCA evaluates the physical condition of a facility to measure what systems are broken, aging, etc. This includes items such as roofing, heating and air conditioning, plumbing, electrical, site drainage, and parking.

Both assessments incorporate data, staff interviews, facility walk-throughs, cost-estimating, and analysis.

ESA Score:

--- District High School's ESA Average: 61



General Building

| | |
|------------------------------------|-----|
| 1 - Exterior | 77 |
| 2 - Outdoor Learning and Activity | 80 |
| 3 - General Building | 82 |
| 4 - Security | 94 |
| 5 - Environmental Quality | 100 |
| 6 - Controllability of Systems | 92 |
| 7 - Furniture, Fixtures, Equipment | 100 |

Academics

| | |
|-----------------------------------|-----|
| 8 - Academics & Learning | 95 |
| 9 - CTE Career Connected Learning | 94 |
| 10 - Visual and Performing Arts | 83 |
| 11 - Athletics and Wellness | 77 |
| 12 - Food Service | 100 |
| 13 - Media Resources | 83 |
| 14 - Technology | 100 |
| 15 - Administration Spaces | 100 |






FCA Score:

--- District High School's FCA Average: 69

N/A

Campus-wide

| | |
|---------------------------|-----|
| 1 - Exterior Architecture | N/A |
| 2 - Interior Architecture | N/A |
| 3 - Structural | N/A |
| 4 - Mechanical / HVAC | N/A |
| 5 - Electrical | N/A |
| 6 - Plumbing | N/A |
| 7 - Site / Civil | N/A |
| 8 - Crawlspace | N/A |

| | | |
|---|---------------------|--------|
|  | Very Unsatisfactory | 0-35 |
|  | Unsatisfactory | 36-50 |
|  | Average | 51-65 |
|  | Satisfactory | 66-80 |
|  | Very Satisfactory | 81-100 |

Questions/Comments?
Email: Assessments@perkinswill.com