

## Educational Suitability and Facility Condition Assessments - 2021



Building Address:

3800 S. 2nd St

Austin, TX 78704

Building Square Footage: 85,400 SF

Site Acreage: 9 Acres

Date of First Construction: 1989

### Student Demographics:

Demographic	Percentage
African American	4.9%
Hispanic	86.8%
White	5.9%
American Indian	0.2%
Asian	2.2%
Pacific Islander	0.0%
Two or More Races	0.0%
Economically Disadvantaged	91.6%
English Language Learners	67.0%
Special Education	19.3%
Enrollment	491

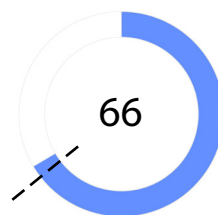
### Facility Summary

Galindo Elementary School serves an enrollment of approximately 490 students in south Austin. It was constructed in 1989, with a mechanical building addition in 2001, and consists of approximately 85,000 square feet on 9 acres. The campus participates in the district's AVID (Advancement Via Individual Determination) program and the Creative Learning Institute to bring its students an innovative curriculum. It is also a dual-language school that focuses on social and emotional learning.

### Educational Suitability

#### Assessment Score:

--- District Elementary School's ESA Average: 64

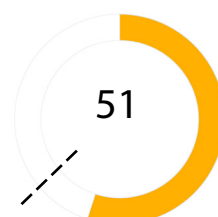


- Very Unsatisfactory 0-35
- Unsatisfactory 36-50
- Average 51-65
- Satisfactory 66-80
- Very Satisfactory 81-100

### Facility Condition

#### Assessment Score:

--- District Elementary School's FCA Average: 62



Questions/Comments?  
Email: [Assessments@perkinswill.com](mailto:Assessments@perkinswill.com)

## Educational Suitability and Facility Condition Assessments - 2021

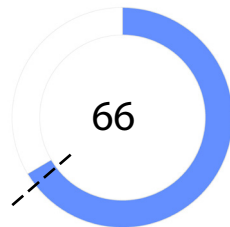
The ESA evaluates how well a facility supports teaching and learning using the district's Educational Specifications as the standard. It includes items such as the exterior, general building, security, controllability of lighting, furniture, academic and administrative spaces, and technology.

The FCA evaluates the physical condition of a facility to measure what systems are broken, aging, etc. This includes items such as roofing, heating and air conditioning, plumbing, electrical, site drainage, and parking.

Both assessments incorporate data, staff interviews, facility walk-throughs, cost-estimating, and analysis.

### ESA Score:

--- District Elementary School's ESA Average: 64



#### General Building

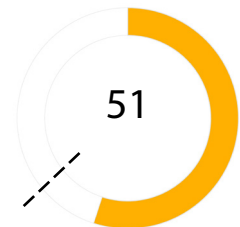
1 - Exterior	54
2 - Outdoor Learning and Activity	67
3 - General Building	60
4 - Security	57
5 - Environmental Quality	72
6 - Controllability of Systems	68
7 - Furniture, Fixtures, Equipment	64

#### Academics

8 - Academics & Learning	57
9 - Visual and Performing Arts	80
10 - PE and Wellness	90
11 - Food Service	80
12 - Media Resources	57
13 - Technology	70
14 - Administration Spaces	55






### FCA Score:

--- District Elementary School's FCA Average: 62



#### Campus-wide

1 - Exterior Architecture	100
2 - Interior Architecture	84
3 - Structural	100
4 - Mechanical / HVAC	57
5 - Electrical	29
6 - Plumbing	65
7 - Site / Civil	0
8 - Crawlspace	0

	Very Unsatisfactory	0-35
	Unsatisfactory	36-50
	Average	51-65
	Satisfactory	66-80
	Very Satisfactory	81-100

Questions/Comments?  
Email: [Assessments@perkinswill.com](mailto:Assessments@perkinswill.com)