

## Educational Suitability and Facility Condition Assessments - 2021



Building Address:

102 Rundberg Lane  
Austin, TX 78753

Building Square Footage: 100,600 SF

Site Acreage: 18 Acres

Date of First Construction: 2013

### Student Demographics:

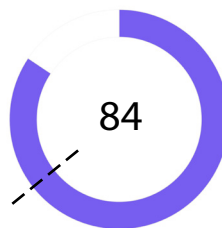
Demographic	Percentage
African American	4.5%
Hispanic	89.8%
White	2.1%
American Indian	0.0%
Asian	3.4%
Pacific Islander	0.0%
Two or More Races	0.2%
Economically Disadvantaged	97.7%
English Language Learners	81.3%
Special Education	10.9%
Enrollment	530

### Facility Summary

Guerrero Thompson Elementary School serves an enrollment of approximately 530 students and is in north Austin. It was built in 2013 and consists of approximately 100,000 square feet on 18 acres. The construction of the new campus was part of the 2004 bond program and was planned to support a school capacity of 750 students. The school is dual-language and offers a variety of enrichment activities such as the PRO Guitar Club and choir, which support their core academic programs. Overall, the building does an excellent job of supporting the students and community based on the standards described in the district's Education Specifications.

### Educational Suitability Assessment Score:

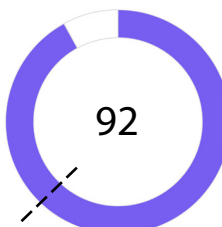
--- District Elementary School's ESA Average: 64



- Very Unsatisfactory 0-35
- Unsatisfactory 36-50
- Average 51-65
- Satisfactory 66-80
- Very Satisfactory 81-100

### Facility Condition Assessment Score:

--- District Elementary School's FCA Average: 62



Questions/Comments?  
Email: [Assessments@perkinswill.com](mailto:Assessments@perkinswill.com)

## Educational Suitability and Facility Condition Assessments - 2021

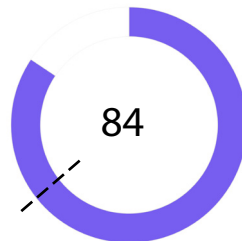
The ESA evaluates how well a facility supports teaching and learning using the district's Educational Specifications as the standard. It includes items such as the exterior, general building, security, controllability of lighting, furniture, academic and administrative spaces, and technology.

The FCA evaluates the physical condition of a facility to measure what systems are broken, aging, etc. This includes items such as roofing, heating and air conditioning, plumbing, electrical, site drainage, and parking.

Both assessments incorporate data, staff interviews, facility walk-throughs, cost-estimating, and analysis.

### ESA Score:

--- District Elementary School's ESA Average: 64



#### General Building

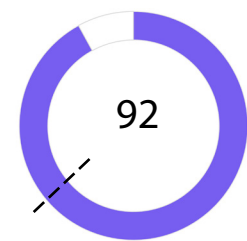
1 - Exterior	100
2 - Outdoor Learning and Activity	67
3 - General Building	80
4 - Security	88
5 - Environmental Quality	96
6 - Controllability of Systems	76
7 - Furniture, Fixtures, Equipment	100

#### Academics

8 - Academics & Learning	70
9 - Visual and Performing Arts	93
10 - PE and Wellness	100
11 - Food Service	80
12 - Media Resources	77
13 - Technology	70
14 - Administration Spaces	75






### FCA Score:

--- District Elementary School's FCA Average: 62



#### Campus-wide

1 - Exterior Architecture	100
2 - Interior Architecture	82
3 - Structural	100
4 - Mechanical / HVAC	86
5 - Electrical	90
6 - Plumbing	97
7 - Site / Civil	81
8 - Crawlspace	N/A

	Very Unsatisfactory	0-35
	Unsatisfactory	36-50
	Average	51-65
	Satisfactory	66-80
	Very Satisfactory	81-100

Questions/Comments?  
Email: [Assessments@perkinswill.com](mailto:Assessments@perkinswill.com)