

Educational Suitability and Facility Condition Assessments - 2021



Building Address:
1607 Pennsylvania Ave
Austin, TX 78702

Building Square Footage: 192,800 SF
Site Acreage: 13 Acres
Date of First Construction: 1986

Student Demographics:

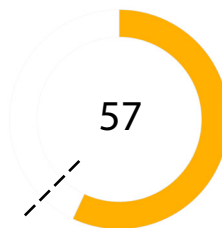
Demographic	Percentage
African American	10.8%
Hispanic	33.8%
White	35.9%
American Indian	0.1%
Asian	13.7%
Pacific Islander	0.0%
Two or More Races	5.8%
Economically Disadvantaged	35.2%
English Language Learners	13.1%
Special Education	10.9%
Enrollment	1280

Facility Summary

Kealing Middle School, serving an enrollment of approximately 1,280 students in east Austin, is known for its magnet math, science and liberal arts programs for sixth through eighth grades. The building was originally constructed in 1986 with a stand-alone studio building completed in 2007. The campus has a total of approximately 193,000 square feet. The signature programs on campus are Advancement Via Individual Determination (AVID), Creative Learning Initiative, middle school geometry, and social and emotional learning.

Educational Suitability Assessment Score:

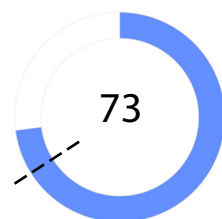
--- District Middle School's ESA Average: 62



- Very Unsatisfactory 0-35
- Unsatisfactory 36-50
- Average 51-65
- Satisfactory 66-80
- Very Satisfactory 81-100

Facility Condition Assessment Score:

--- District Middle School's FCA Average: 66



Questions/Comments?
Email: Assessments@perkinswill.com

Educational Suitability and Facility Condition Assessments - 2021

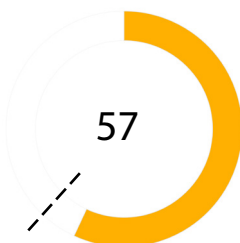
The ESA evaluates how well a facility supports teaching and learning using the district's Educational Specifications as the standard. It includes items such as the exterior, general building, security, controllability of lighting, furniture, academic and administrative spaces, and technology.

The FCA evaluates the physical condition of a facility to measure what systems are broken, aging, etc. This includes items such as roofing, heating and air conditioning, plumbing, electrical, site drainage, and parking.

Both assessments incorporate data, staff interviews, facility walk-throughs, cost-estimating, and analysis.

ESA Score:

--- District Middle School's ESA Average: 62



General Building

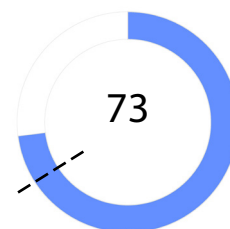
- 1 - Exterior 54
- 2 - Outdoor Learning and Activity 80
- 3 - General Building 64
- 4 - Security 43
- 5 - Environmental Quality 56
- 6 - Controllability of Systems 60
- 7 - Furniture, Fixtures, Equipment 55

Academics

- 8 - Academics & Learning 42
- 9 - CTE Career Connected Learning 75
- 10 - Visual and Performing Arts 66
- 11 - Athletics and Wellness 57
- 12 - Food Service 60
- 13 - Media Resources 47
- 14 - Technology 45
- 15 - Administration Spaces 50

FCA Score:

--- District Middle School's FCA Average: 66



Campus-wide

- 1 - Exterior Architecture 97
- 2 - Interior Architecture 69
- 3 - Structural 100
- 4 - Mechanical / HVAC 69
- 5 - Electrical 47
- 6 - Plumbing 95
- 7 - Site / Civil 23
- 8 - Crawlspace 44

- Very Unsatisfactory 0-35
- Unsatisfactory 36-50
- Average 51-65
- Satisfactory 66-80
- Very Satisfactory 81-100

Questions/Comments?
Email: Assessments@perkinswill.com