

Educational Suitability and Facility Condition Assessments - 2021



Building Address:

7309 Lazy Creek Drive

Austin, TX 78724

Building Square Footage: 293,700 SF

Site Acreage: 42 Acres

Date of First Construction: 1974

Student Demographics:

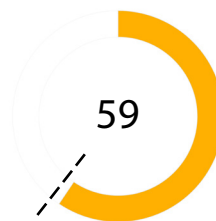
Demographic	Percentage
African American	33.4%
Hispanic	63.1%
White	1.3%
American Indian	0.2%
Asian	0.5%
Pacific Islander	0.0%
Two or More Races	1.4%
Economically Disadvantaged	73.9%
English Language Learners	34.5%
Special Education	15.4%
Enrollment	829

Facility Summary

LBJ Early College High School and LASA High School serve an enrollment of approximately 2,100 students in east Austin on a shared campus. LASA HS will be moving at the end of the 2020-21 academic year. LBJ ECHS will remain and undergo renovations to grow its Medical Sciences pathway. The campus has recently completed a long-range master plan that includes renovations of the existing academic wings, demolition of fine arts, and new construction of athletic and other support spaces.

Educational Suitability Assessment Score:

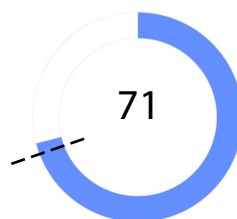
--- District High School's ESA Average: 61



- Very Unsatisfactory 0-35
- Unsatisfactory 36-50
- Average 51-65
- Satisfactory 66-80
- Very Satisfactory 81-100

Facility Condition Assessment Score:

--- District High School's FCA Average: 69



Questions/Comments?
Email: Assessments@perkinswill.com

Educational Suitability and Facility Condition Assessments - 2021

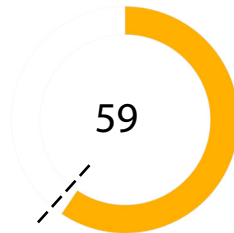
The ESA evaluates how well a facility supports teaching and learning using the district's Educational Specifications as the standard. It includes items such as the exterior, general building, security, controllability of lighting, furniture, academic and administrative spaces, and technology.

The FCA evaluates the physical condition of a facility to measure what systems are broken, aging, etc. This includes items such as roofing, heating and air conditioning, plumbing, electrical, site drainage, and parking.

Both assessments incorporate data, staff interviews, facility walk-throughs, cost-estimating, and analysis.

ESA Score:

--- District High School's ESA Average: 61



General Building

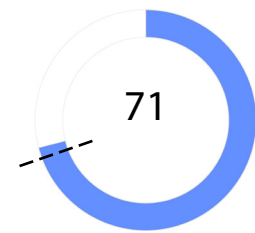
1 - Exterior	57
2 - Outdoor Learning and Activity	80
3 - General Building	80
4 - Security	54
5 - Environmental Quality	44
6 - Controllability of Systems	44
7 - Furniture, Fixtures, Equipment	47

Academics

8 - Academics & Learning	42
9 - CTE Career Connected Learning	71
10 - Visual and Performing Arts	51
11 - Athletics and Wellness	50
12 - Food Service	60
13 - Media Resources	87
14 - Technology	45
15 - Administration Spaces	80






FCA Score:

--- District High School's FCA Average: 69



Campus-wide

1 - Exterior Architecture	97
2 - Interior Architecture	75
3 - Structural	100
4 - Mechanical / HVAC	72
5 - Electrical	35
6 - Plumbing	83
7 - Site / Civil	21
8 - Crawlspace	0

 Very Unsatisfactory	0-35
 Unsatisfactory	36-50
 Average	51-65
 Satisfactory	66-80
 Very Satisfactory	81-100

Questions/Comments?
Email: Assessments@perkinswill.com