

Educational Suitability and Facility Condition Assessments - 2021



Building Address:
6201 Wynona Ave
Austin, TX 78757

Building Square Footage: 134,000 SF
Site Acreage: 15.4 Acres
Date of First Construction: 1955

Student Demographics:

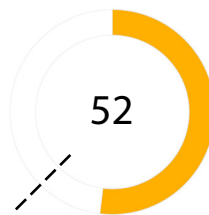
Demographic	Percentage
African American	4.4%
Hispanic	32.0%
White	57.8%
American Indian	0.1%
Asian	1.4%
Pacific Islander	0.1%
Two or More Races	4.3%
Economically Disadvantaged	24.0%
English Language Learners	8.5%
Special Education	10.9%
Enrollment	1230

Facility Summary

Lamar Middle School, serving an enrollment of approximately 1,230 students, is in north central Austin. It was built in the 1950s with stand-alone additions for fine arts constructed in 2000 and consists of approximately 134,000 square feet. The school is a fine arts academy and has programs in visual arts, dance, band, orchestra, choral music, drama, classical guitar, piano, digital arts and media. As a feeder to McCallum High School, the programs are aligned to the offerings at McCallum High School.

Educational Suitability Assessment Score:

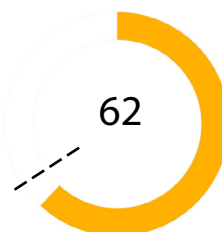
--- District Middle School's ESA Average: 62



- Very Unsatisfactory 0-35
- Unsatisfactory 36-50
- Average 51-65
- Satisfactory 66-80
- Very Satisfactory 81-100

Facility Condition Assessment Score:

--- District Middle School's FCA Average: 66



Questions/Comments?
Email: Assessments@perkinswill.com

Educational Suitability and Facility Condition Assessments - 2021

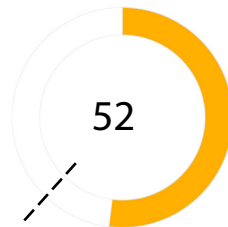
The ESA evaluates how well a facility supports teaching and learning using the district's Educational Specifications as the standard. It includes items such as the exterior, general building, security, controllability of lighting, furniture, academic and administrative spaces, and technology.

The FCA evaluates the physical condition of a facility to measure what systems are broken, aging, etc. This includes items such as roofing, heating and air conditioning, plumbing, electrical, site drainage, and parking.

Both assessments incorporate data, staff interviews, facility walk-throughs, cost-estimating, and analysis.

ESA Score:

--- District Middle School's ESA Average: 62



General Building

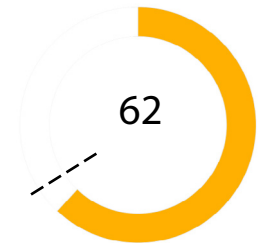
1 - Exterior	49
2 - Outdoor Learning and Activity	80
3 - General Building	47
4 - Security	40
5 - Environmental Quality	72
6 - Controllability of Systems	52
7 - Furniture, Fixtures, Equipment	55

Academics

8 - Academics & Learning	37
9 - CTE Career Connected Learning	73
10 - Visual and Performing Arts	46
11 - Athletics and Wellness	36
12 - Food Service	50
13 - Media Resources	53
14 - Technology	50
15 - Administration Spaces	40






FCA Score:

--- District Middle School's FCA Average: 66



Campus-wide

1 - Exterior Architecture	80
2 - Interior Architecture	61
3 - Structural	100
4 - Mechanical / HVAC	91
5 - Electrical	92
6 - Plumbing	0
7 - Site / Civil	17
8 - Crawlspace	0

	Very Unsatisfactory	0-35
	Unsatisfactory	36-50
	Average	51-65
	Satisfactory	66-80
	Very Satisfactory	81-100

Questions/Comments?
Email: Assessments@perkinswill.com