

## Educational Suitability and Facility Condition Assessments - 2021



Building Address:  
6401 N. Hampton Dr  
Austin, TX 78723

Building Square Footage: 132,800 SF  
Site Acreage: 13.5 Acres  
Date of First Construction: 1958

### Student Demographics:

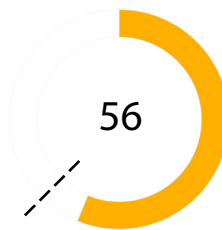
Demographic	Percentage
African American	15.5%
Hispanic	79.5%
White	2.8%
American Indian	0.0%
Asian	1.8%
Pacific Islander	0.0%
Two or More Races	0.4%
Economically Disadvantaged	93.3%
English Language Learners	59.7%
Special Education	13.8%
Enrollment	283

### Facility Summary

Sadler Means Young Women's Leadership Academy, serving an enrollment of approximately 300 students, is in northwest Austin. The school was built in 1958 and has infrastructure and educational suitability challenges facing the school. The school and its grounds are generous in size and currently one of the school wings is being occupied by district personnel. The studios do not have any access to group learning spaces or collaboration spaces. The principal highlighted the newly created Media Maker Space and would like additional maker type spaces for robotics, health science training, and science.

### Educational Suitability Assessment Score:

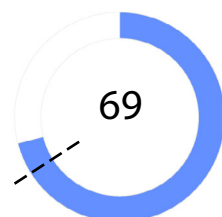
--- District Middle School's ESA Average: 62



- Very Unsatisfactory 0-35
- Unsatisfactory 36-50
- Average 51-65
- Satisfactory 66-80
- Very Satisfactory 81-100

### Facility Condition Assessment Score:

--- District Middle School's FCA Average: 66



Questions/Comments?  
Email: [Assessments@perkinswill.com](mailto:Assessments@perkinswill.com)

## Educational Suitability and Facility Condition Assessments - 2021

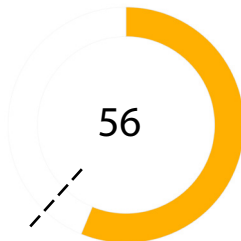
The ESA evaluates how well a facility supports teaching and learning using the district's Educational Specifications as the standard. It includes items such as the exterior, general building, security, controllability of lighting, furniture, academic and administrative spaces, and technology.

The FCA evaluates the physical condition of a facility to measure what systems are broken, aging, etc. This includes items such as roofing, heating and air conditioning, plumbing, electrical, site drainage, and parking.

Both assessments incorporate data, staff interviews, facility walk-throughs, cost-estimating, and analysis.

### ESA Score:

--- District Middle School's ESA Average: 62



#### General Building

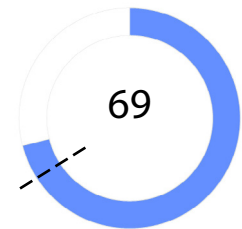
1 - Exterior	57
2 - Outdoor Learning and Activity	70
3 - General Building	56
4 - Security	45
5 - Environmental Quality	64
6 - Controllability of Systems	68
7 - Furniture, Fixtures, Equipment	64

#### Academics

8 - Academics & Learning	48
9 - CTE Career Connected Learning	37
10 - Visual and Performing Arts	57
11 - Athletics and Wellness	54
12 - Food Service	50
13 - Media Resources	63
14 - Technology	65
15 - Administration Spaces	45






### FCA Score:

--- District Middle School's FCA Average: 66



#### Campus-wide

1 - Exterior Architecture	93
2 - Interior Architecture	80
3 - Structural	99
4 - Mechanical / HVAC	63
5 - Electrical	58
6 - Plumbing	56
7 - Site / Civil	75
8 - Crawlspace	29

 Very Unsatisfactory	0-35
 Unsatisfactory	36-50
 Average	51-65
 Satisfactory	66-80
 Very Satisfactory	81-100

Questions/Comments?  
Email: [Assessments@perkinswill.com](mailto:Assessments@perkinswill.com)