

## Educational Suitability and Facility Condition Assessments - 2021



Building Address:  
3700 N. Hills Drive  
Austin, TX 78731

Building Square Footage: 126,100 SF  
Site Acreage: 26.3 Acres  
Date of First Construction: 1967

### Student Demographics:

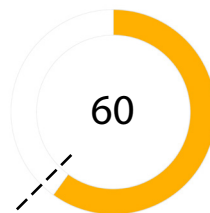
Demographic	Percentage
African American	4.7%
Hispanic	25.2%
White	55.9%
American Indian	0.2%
Asian	8.7%
Pacific Islander	0.1%
Two or More Races	5.4%
Economically Disadvantaged	24.5%
English Language Learners	11.5%
Special Education	12.3%
Enrollment	1246

### Facility Summary

Murchison Middle School, serving a student enrollment of approximately 1,250 students in northwest Austin, is known for its International Baccalaureate Middle Years program as well as being a pathway for multiple CTE programs and Project Lead the Way that can feed into Anderson High School. Through the 2017 bond program, the original campus is getting multiple upgrades and modernizations that include the media center, administrative suite and new teacher Professional Learning Centers (PLCs). A new three-story classroom building was also added.

### Educational Suitability Assessment Score:

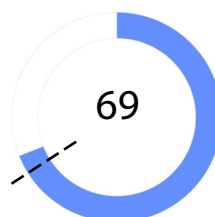
--- District Middle School's ESA Average: 62



- Very Unsatisfactory 0-35
- Unsatisfactory 36-50
- Average 51-65
- Satisfactory 66-80
- Very Satisfactory 81-100

### Facility Condition Assessment Score:

--- District Middle School's FCA Average: 66



Questions/Comments?  
Email: [Assessments@perkinswill.com](mailto:Assessments@perkinswill.com)

## Educational Suitability and Facility Condition Assessments - 2021

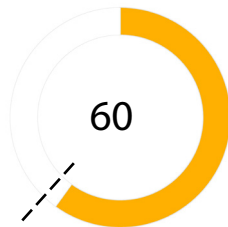
The ESA evaluates how well a facility supports teaching and learning using the district's Educational Specifications as the standard. It includes items such as the exterior, general building, security, controllability of lighting, furniture, academic and administrative spaces, and technology.

The FCA evaluates the physical condition of a facility to measure what systems are broken, aging, etc. This includes items such as roofing, heating and air conditioning, plumbing, electrical, site drainage, and parking.

Both assessments incorporate data, staff interviews, facility walk-throughs, cost-estimating, and analysis.

### ESA Score:

--- District Middle School's ESA Average: 62



#### General Building

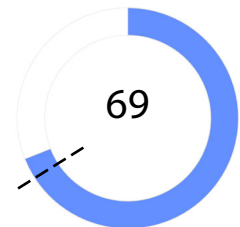
1 - Exterior	69
2 - Outdoor Learning and Activity	40
3 - General Building	42
4 - Security	68
5 - Environmental Quality	72
6 - Controllability of Systems	52
7 - Furniture, Fixtures, Equipment	60

#### Academics

8 - Academics & Learning	69
9 - CTE Career Connected Learning	56
10 - Visual and Performing Arts	37
11 - Athletics and Wellness	52
12 - Food Service	50
13 - Media Resources	93
14 - Technology	50
15 - Administration Spaces	90






### FCA Score:

--- District Middle School's FCA Average: 66



#### Campus-wide

1 - Exterior Architecture	92
2 - Interior Architecture	73
3 - Structural	100
4 - Mechanical / HVAC	83
5 - Electrical	94
6 - Plumbing	0
7 - Site / Civil	20
8 - Crawlspace	100

	Very Unsatisfactory	0-35
	Unsatisfactory	36-50
	Average	51-65
	Satisfactory	66-80
	Very Satisfactory	81-100

Questions/Comments?  
Email: [Assessments@perkinswill.com](mailto:Assessments@perkinswill.com)