

Educational Suitability and Facility Condition Assessments - 2021



Building Address:

1201 Payton Gin Road
Austin, TX 78758

Building Square Footage: 286,000 SF

Site Acreage: 30.5 Acres

Date of First Construction: 1966

Student Demographics:

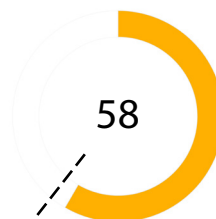
Demographic	Percentage
African American	6.3%
Hispanic	87.9%
White	3.4%
American Indian	0.0%
Asian	1.7%
Pacific Islander	0.0%
Two or More Races	0.7%
Economically Disadvantaged	82.6%
English Language Learners	57.3%
Special Education	15.7%
Enrollment	1566

Facility Summary

Navarro Early College High School, serving an enrollment of approximately 1,600 students in north Austin, is a large campus offering a majority of the CTE programs that AISD offers. The main building and the gymnasium were originally built in 1966. Over the 50-year lifetime of the school, there have been many stand-alone buildings constructed, including a science building, agriculture barn and CTE building. The entire campus has a total of 286,000 square feet on 30.5 acres. Due to the network of stand-alone buildings, the campus feels open and has a collegiate atmosphere.

Educational Suitability Assessment Score:

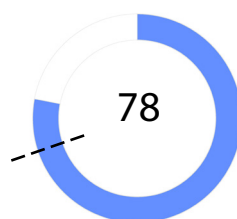
--- District High
School's ESA Average: 61



- Very Unsatisfactory 0-35
- Unsatisfactory 36-50
- Average 51-65
- Satisfactory 66-80
- Very Satisfactory 81-100

Facility Condition Assessment Score:

--- District High
School's FCA Average: 69



Questions/Comments?
Email: Assessments@perkinswill.com

Educational Suitability and Facility Condition Assessments - 2021

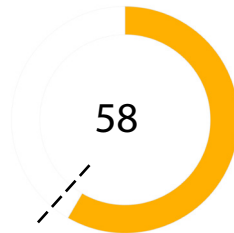
The ESA evaluates how well a facility supports teaching and learning using the district's Educational Specifications as the standard. It includes items such as the exterior, general building, security, controllability of lighting, furniture, academic and administrative spaces, and technology.

The FCA evaluates the physical condition of a facility to measure what systems are broken, aging, etc. This includes items such as roofing, heating and air conditioning, plumbing, electrical, site drainage, and parking.

Both assessments incorporate data, staff interviews, facility walk-throughs, cost-estimating, and analysis.

ESA Score:

--- District High School's ESA Average: 61



General Building

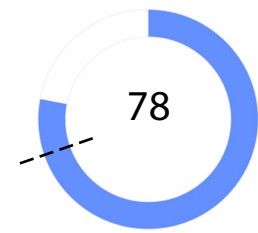
1 - Exterior	71
2 - Outdoor Learning and Activity	70
3 - General Building	47
4 - Security	43
5 - Environmental Quality	60
6 - Controllability of Systems	44
7 - Furniture, Fixtures, Equipment	64

Academics

8 - Academics & Learning	42
9 - CTE Career Connected Learning	100
10 - Visual and Performing Arts	63
11 - Athletics and Wellness	54
12 - Food Service	70
13 - Media Resources	50
14 - Technology	50
15 - Administration Spaces	45






FCA Score:

--- District High School's FCA Average: 69



Campus-wide

1 - Exterior Architecture	100
2 - Interior Architecture	83
3 - Structural	100
4 - Mechanical / HVAC	70
5 - Electrical	70
6 - Plumbing	81
7 - Site / Civil	47
8 - Crawlspace	N/A

 Very Unsatisfactory	0-35
 Unsatisfactory	36-50
 Average	51-65
 Satisfactory	66-80
 Very Satisfactory	81-100

Questions/Comments?
Email: Assessments@perkinswill.com