

Educational Suitability and Facility Condition Assessments - 2021



Building Address:
4001 Tannehill Lane
Austin, TX 78721

Building Square Footage: 75,000 SF
Site Acreage: 10 Acres
Date of First Construction: 2020

Student Demographics:

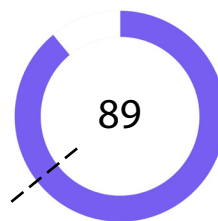
| Demographic | Percentage |
|----------------------------|------------|
| African American | 44.5% |
| Hispanic | 52.6% |
| White | 1.6% |
| American Indian | 0.0% |
| Asian | 0.0% |
| Pacific Islander | 0.0% |
| Two or More Races | 1.2% |
| Economically Disadvantaged | 94.7% |
| English Language Learners | 27.1% |
| Special Education | 15.4% |
| Enrollment | 247 |

Facility Summary

Norman-Sims Elementary School serves an enrollment of approximately 250 students in east Austin. The school fosters a cooperative learning environment that enhances the academic, social and emotional growth of students. The educational programs are aligned with the Early College High School initiative that supports preparation for college level courses beginning in ninth grade. As part of the 2017 bond program, a brand-new campus at the site of the old Norman Elementary School was completed in 2020, opening to students in January 2021. The scope of work included complete renovation as well as an addition.

Educational Suitability Assessment Score:

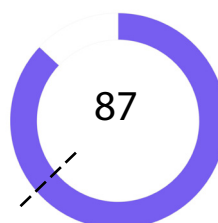
--- District Elementary School's ESA Average: 64



- Very Unsatisfactory 0-35
- Unsatisfactory 36-50
- Average 51-65
- Satisfactory 66-80
- Very Satisfactory 81-100

Facility Condition Assessment Score:

--- District Elementary School's FCA Average: 62



Questions/Comments?
Email: Assessments@perkinswill.com

Educational Suitability and Facility Condition Assessments - 2021

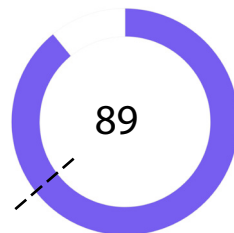
The ESA evaluates how well a facility supports teaching and learning using the district's Educational Specifications as the standard. It includes items such as the exterior, general building, security, controllability of lighting, furniture, academic and administrative spaces, and technology.

The FCA evaluates the physical condition of a facility to measure what systems are broken, aging, etc. This includes items such as roofing, heating and air conditioning, plumbing, electrical, site drainage, and parking.

Both assessments incorporate data, staff interviews, facility walk-throughs, cost-estimating, and analysis.

ESA Score:

--- District Elementary School's ESA Average: 64



General Building

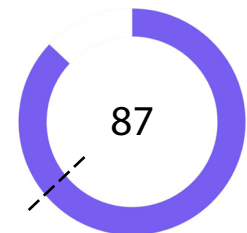
| | |
|------------------------------------|-----|
| 1 - Exterior | 89 |
| 2 - Outdoor Learning and Activity | 80 |
| 3 - General Building | 93 |
| 4 - Security | 82 |
| 5 - Environmental Quality | 92 |
| 6 - Controllability of Systems | 92 |
| 7 - Furniture, Fixtures, Equipment | 100 |

Academics

| | |
|--------------------------------|-----|
| 8 - Academics & Learning | 93 |
| 9 - Visual and Performing Arts | 87 |
| 10 - PE and Wellness | 100 |
| 11 - Food Service | 100 |
| 12 - Media Resources | 73 |
| 13 - Technology | 67 |
| 14 - Administration Spaces | 100 |






FCA Score:

--- District Elementary School's FCA Average: 62



Campus-wide

| | |
|---------------------------|-----|
| 1 - Exterior Architecture | 79 |
| 2 - Interior Architecture | 100 |
| 3 - Structural | 100 |
| 4 - Mechanical / HVAC | 100 |
| 5 - Electrical | 100 |
| 6 - Plumbing | 100 |
| 7 - Site / Civil | 100 |
| 8 - Crawlspace | N/A |

| | | |
|---|---------------------|--------|
|  | Very Unsatisfactory | 0-35 |
|  | Unsatisfactory | 36-50 |
|  | Average | 51-65 |
|  | Satisfactory | 66-80 |
|  | Very Satisfactory | 81-100 |

Questions/Comments?
Email: Assessments@perkinswill.com