

Educational Suitability and Facility Condition Assessments - 2021



Building Address:
7104 Berkman Drive
Austin, TX 78752

Building Square Footage: 253,000 SF
Site Acreage: 32 Acres
Date of First Construction: 1965

Student Demographics:

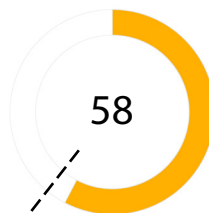
Demographic	Percentage
African American	12.7%
Hispanic	82.2%
White	2.5%
American Indian	0.2%
Asian	1.7%
Pacific Islander	0.0%
Two or More Races	0.7%
Economically Disadvantaged	90.3%
English Language Learners	47.2%
Special Education	14.3%
Enrollment	1087

Facility Summary

Northeast Early College High School serves an enrollment of approximately 1,150 students in northeast Austin. Formerly called Reagan High School, it was one of four schools renamed during the 2019-20 school year. The original school opened in 1965. Northeast ECHS is one of seven Early College High Schools in the district that allow students the opportunity to graduate simultaneously with a high school diploma and an associate degree at no cost to the students. Northeast ECHS is also one of four high schools in AISD that participates in Career Launch, which allows students to get a head start in a career where skilled employees are in high demand. Through the 2017 bond program, the school was approved for interior renovations for its Career Launch: Careers in Technology program in partnership with Dell.

Educational Suitability Assessment Score:

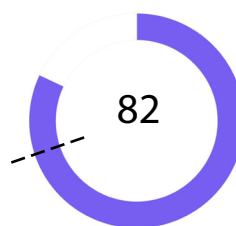
--- District High School's ESA Average: 61



- Very Unsatisfactory 0-35
- Unsatisfactory 36-50
- Average 51-65
- Satisfactory 66-80
- Very Satisfactory 81-100

Facility Condition Assessment Score:

--- District High School's FCA Average: 69



Questions/Comments?
Email: Assessments@perkinswill.com

Educational Suitability and Facility Condition Assessments - 2021

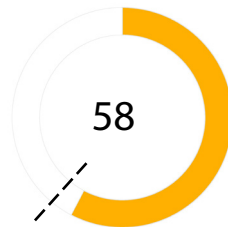
The ESA evaluates how well a facility supports teaching and learning using the district's Educational Specifications as the standard. It includes items such as the exterior, general building, security, controllability of lighting, furniture, academic and administrative spaces, and technology.

The FCA evaluates the physical condition of a facility to measure what systems are broken, aging, etc. This includes items such as roofing, heating and air conditioning, plumbing, electrical, site drainage, and parking.

Both assessments incorporate data, staff interviews, facility walk-throughs, cost-estimating, and analysis.

ESA Score:

--- District
High School's ESA
Average: 61



General Building

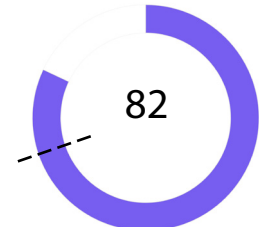
1 - Exterior	63
2 - Outdoor Learning and Activity	60
3 - General Building	47
4 - Security	54
5 - Environmental Quality	56
6 - Controllability of Systems	52
7 - Furniture, Fixtures, Equipment	55

Academics

8 - Academics & Learning	51
9 - CTE Career Connected Learning	100
10 - Visual and Performing Arts	46
11 - Athletics and Wellness	51
12 - Food Service	80
13 - Media Resources	47
14 - Technology	45
15 - Administration Spaces	60






FCA Score:

--- District
High School's FCA
Average: 69



Campus-wide

1 - Exterior Architecture	99
2 - Interior Architecture	94
3 - Structural	100
4 - Mechanical / HVAC	60
5 - Electrical	93
6 - Plumbing	81
7 - Site / Civil	0
8 - Crawlspace	N/A

	Very Unsatisfactory	0-35
	Unsatisfactory	36-50
	Average	51-65
	Satisfactory	66-80
	Very Satisfactory	81-100

Questions/Comments?
Email: Assessments@perkinswill.com