

Educational Suitability and Facility Condition Assessments - 2021



Building Address:

2610 W 10th St

Austin, TX 78703

Building Square Footage: 123,700 SF

Site Acreage: 12.3 Acres

Date of First Construction: 1953

Student Demographics:

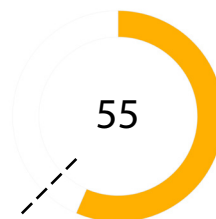
Demographic	Percentage
African American	2.7%
Hispanic	40.6%
White	52.9%
American Indian	0.0%
Asian	1.1%
Pacific Islander	0.0%
Two or More Races	2.7%
Economically Disadvantaged	27.9%
English Language Learners	8.9%
Special Education	13.9%
Enrollment	924

Facility Summary

O. Henry Middle School, serving an enrollment of approximately 925 students in central west Austin, has a focus on social and emotional learning as well as band, orchestra, athletics and pre-AP courses. Originally built in 1953, the campus is situated within the Tarrytown neighborhood with large mature trees. The building configuration with three parallel studio wings connected by a main hallway gives generous amounts of daylight in the learning spaces and provides views into courtyard spaces.

Educational Suitability Assessment Score:

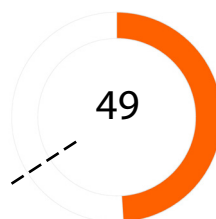
--- District Middle School's ESA Average: 62



- Very Unsatisfactory 0-35
- Unsatisfactory 36-50
- Average 51-65
- Satisfactory 66-80
- Very Satisfactory 81-100

Facility Condition Assessment Score:

--- District Middle School's FCA Average: 66



Questions/Comments?
Email: Assessments@perkinswill.com

Educational Suitability and Facility Condition Assessments - 2021

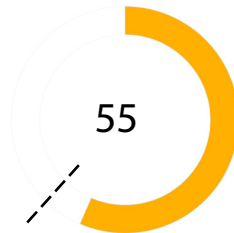
The ESA evaluates how well a facility supports teaching and learning using the district's Educational Specifications as the standard. It includes items such as the exterior, general building, security, controllability of lighting, furniture, academic and administrative spaces, and technology.

The FCA evaluates the physical condition of a facility to measure what systems are broken, aging, etc. This includes items such as roofing, heating and air conditioning, plumbing, electrical, site drainage, and parking.

Both assessments incorporate data, staff interviews, facility walk-throughs, cost-estimating, and analysis.

ESA Score:

--- District Middle School's ESA Average: 62



General Building

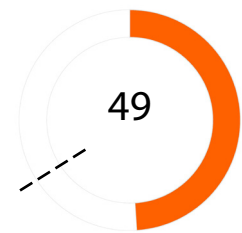
1 - Exterior	66
2 - Outdoor Learning and Activity	80
3 - General Building	58
4 - Security	49
5 - Environmental Quality	84
6 - Controllability of Systems	40
7 - Furniture, Fixtures, Equipment	69

Academics

8 - Academics & Learning	45
9 - CTE Career Connected Learning	31
10 - Visual and Performing Arts	40
11 - Athletics and Wellness	57
12 - Food Service	40
13 - Media Resources	67
14 - Technology	40
15 - Administration Spaces	55






FCA Score:

--- District Middle School's FCA Average: 66



Campus-wide

1 - Exterior Architecture	58
2 - Interior Architecture	40
3 - Structural	99
4 - Mechanical / HVAC	83
5 - Electrical	90
6 - Plumbing	0
7 - Site / Civil	50
8 - Crawlspace	0

 Very Unsatisfactory	0-35
 Unsatisfactory	36-50
 Average	51-65
 Satisfactory	66-80
 Very Satisfactory	81-100

Questions/Comments?
Email: Assessments@perkinswill.com