

Educational Suitability and Facility Condition Assessments - 2021



Building Address:
6101 Patton Ranch Road
Austin, TX 78735

Building Square Footage: 92,000 SF
Site Acreage: 19 Acres
Date of First Construction: 1974

Student Demographics:

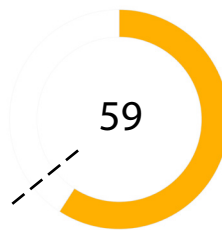
Demographic	Percentage
African American	2.7%
Hispanic	50.9%
White	36.0%
American Indian	0.0%
Asian	5.1%
Pacific Islander	0.3%
Two or More Races	5.1%
Economically Disadvantaged	43.0%
English Language Learners	36.9%
Special Education	11.6%
Enrollment	731

Facility Summary

Oak Hill Elementary School, serving an enrollment of approximately 730 students in southwest Austin, focuses on dual language and social and emotional learning. The original building was built in 1974 and was designed as a completely open floor plan. Although it has been renovated, many of the studios are open to the hallways, and few have access to natural light. The campus grounds are satisfactory. Various nature trails and outdoor programs weave between groves of trees and an ample lawn. Two playgrounds and a covered basketball court give plenty of options for students to play and interact.

Educational Suitability Assessment Score:


--- District Elementary School's ESA Average: 64



- Very Unsatisfactory 0-35
- Unsatisfactory 36-50
- Average 51-65
- Satisfactory 66-80
- Very Satisfactory 81-100

Facility Condition Assessment Score:

--- District Elementary School's FCA Average: 62



Questions/Comments?
Email: Assessments@perkinswill.com

Educational Suitability and Facility Condition Assessments - 2021

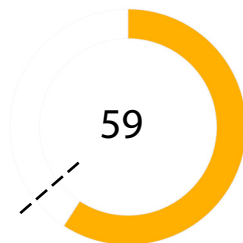
The ESA evaluates how well a facility supports teaching and learning using the district's Educational Specifications as the standard. It includes items such as the exterior, general building, security, controllability of lighting, furniture, academic and administrative spaces, and technology.

The FCA evaluates the physical condition of a facility to measure what systems are broken, aging, etc. This includes items such as roofing, heating and air conditioning, plumbing, electrical, site drainage, and parking.

Both assessments incorporate data, staff interviews, facility walk-throughs, cost-estimating, and analysis.

ESA Score:

--- District Elementary School's ESA Average: 64



General Building

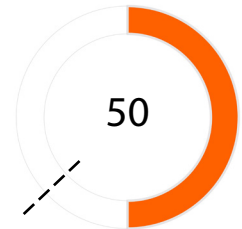
1 - Exterior	69
2 - Outdoor Learning and Activity	80
3 - General Building	47
4 - Security	65
5 - Environmental Quality	44
6 - Controllability of Systems	68
7 - Furniture, Fixtures, Equipment	80

Academics

8 - Academics & Learning	39
9 - Visual and Performing Arts	67
10 - PE and Wellness	50
11 - Food Service	50
12 - Media Resources	57
13 - Technology	60
14 - Administration Spaces	50






FCA Score:

--- District Elementary School's FCA Average: 62



Campus-wide

1 - Exterior Architecture	93
2 - Interior Architecture	51
3 - Structural	100
4 - Mechanical / HVAC	27
5 - Electrical	57
6 - Plumbing	65
7 - Site / Civil	0
8 - Crawlspace	31

	Very Unsatisfactory	0-35
	Unsatisfactory	36-50
	Average	51-65
	Satisfactory	66-80
	Very Satisfactory	81-100

Questions/Comments?
Email: Assessments@perkinswill.com