

Educational Suitability and Facility Condition Assessments - 2021



Building Address:
3601 Webberville Road
Austin, TX 78702

Building Square Footage: 47,100 SF
Site Acreage: 9 Acres
Date of First Construction: 1958

Student Demographics:

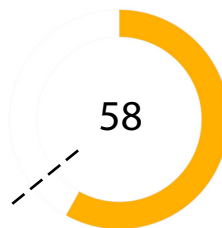
Demographic	Percentage
African American	35.5%
Hispanic	60.8%
White	1.8%
American Indian	0.0%
Asian	0.9%
Pacific Islander	0.0%
Two or More Races	0.9%
Economically Disadvantaged	99.5%
English Language Learners	14.7%
Special Education	14.7%
Enrollment	217

Facility Summary

Oak Springs Elementary School serves an enrollment of approximately 220 students in east Austin. The school was constructed in 1958 with a stand-alone gym building completed in 1984 for a total of approximately 47,000 square feet. The campus serves students from pre-kindergarten through fifth grade. The building exterior has a dated appearance but is well maintained. There is a courtyard that houses gardens and outdoor seating but needs upgrades to function well as an outdoor learning space.

Educational Suitability Assessment Score:

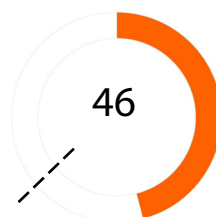
--- District Elementary School's ESA Average: 64



- Very Unsatisfactory 0-35
- Unsatisfactory 36-50
- Average 51-65
- Satisfactory 66-80
- Very Satisfactory 81-100

Facility Condition Assessment Score:

--- District Elementary School's FCA Average: 62



Questions/Comments?
Email: Assessments@perkinswill.com

Educational Suitability and Facility Condition Assessments - 2021

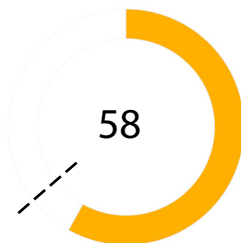
The ESA evaluates how well a facility supports teaching and learning using the district's Educational Specifications as the standard. It includes items such as the exterior, general building, security, controllability of lighting, furniture, academic and administrative spaces, and technology.

The FCA evaluates the physical condition of a facility to measure what systems are broken, aging, etc. This includes items such as roofing, heating and air conditioning, plumbing, electrical, site drainage, and parking.

Both assessments incorporate data, staff interviews, facility walk-throughs, cost-estimating, and analysis.

ESA Score:

--- District Elementary School's ESA Average: 64



General Building

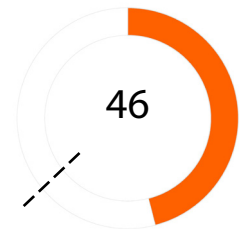
1 - Exterior	46
2 - Outdoor Learning and Activity	67
3 - General Building	49
4 - Security	57
5 - Environmental Quality	80
6 - Controllability of Systems	60
7 - Furniture, Fixtures, Equipment	69

Academics

8 - Academics & Learning	47
9 - Visual and Performing Arts	53
10 - PE and Wellness	50
11 - Food Service	50
12 - Media Resources	50
13 - Technology	65
14 - Administration Spaces	70






FCA Score:

--- District Elementary School's FCA Average: 62



Campus-wide

1 - Exterior Architecture	43
2 - Interior Architecture	39
3 - Structural	99
4 - Mechanical / HVAC	80
5 - Electrical	58
6 - Plumbing	48
7 - Site / Civil	9
8 - Crawlspace	13

 Very Unsatisfactory	0-35
 Unsatisfactory	36-50
 Average	51-65
 Satisfactory	66-80
 Very Satisfactory	81-100

Questions/Comments?
Email: Assessments@perkinswill.com