

Educational Suitability and Facility Condition Assessments - 2021



Building Address:
1135 Garland Ave
Austin, TX 78721

Building Square Footage: 47,800 SF
Site Acreage: 7 Acres
Date of First Construction: 1959

Student Demographics:

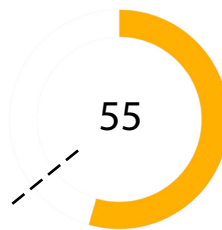
Demographic	Percentage
African American	13.2%
Hispanic	76.1%
White	8.6%
American Indian	0.0%
Asian	0.8%
Pacific Islander	0.0%
Two or More Races	1.2%
Economically Disadvantaged	85.6%
English Language Learners	37.4%
Special Education	21.4%
Enrollment	243

Facility Summary

Ortega Elementary School, serving an enrollment of approximately 240 students, is in east Austin. It was built in 1959 with additions in 1966 and 1968 and consists of approximately 47,800 square feet. The school provides an early childhood development program and two-way dual-language program in addition to core subjects that are part of the district's creative learning initiative to promote an arts-rich education. The campus is known for its Super Star Choir program. The school's adjacency to Ortega School Park provides additional outdoor amenities such as a large walking track that is open to the community.

Educational Suitability Assessment Score:

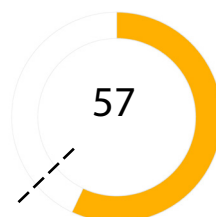
--- District Elementary School's ESA Average: 64



- Very Unsatisfactory 0-35
- Unsatisfactory 36-50
- Average 51-65
- Satisfactory 66-80
- Very Satisfactory 81-100

Facility Condition Assessment Score:

--- District Elementary School's FCA Average: 62



Questions/Comments?
Email: Assessments@perkinswill.com

Educational Suitability and Facility Condition Assessments - 2021

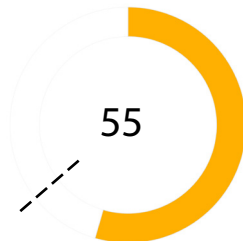
The ESA evaluates how well a facility supports teaching and learning using the district's Educational Specifications as the standard. It includes items such as the exterior, general building, security, controllability of lighting, furniture, academic and administrative spaces, and technology.

The FCA evaluates the physical condition of a facility to measure what systems are broken, aging, etc. This includes items such as roofing, heating and air conditioning, plumbing, electrical, site drainage, and parking.

Both assessments incorporate data, staff interviews, facility walk-throughs, cost-estimating, and analysis.

ESA Score:

--- District Elementary School's ESA Average: 64



General Building

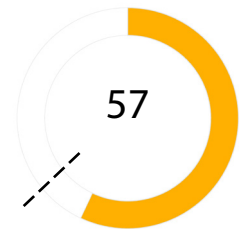
1 - Exterior	63
2 - Outdoor Learning and Activity	67
3 - General Building	62
4 - Security	57
5 - Environmental Quality	72
6 - Controllability of Systems	60
7 - Furniture, Fixtures, Equipment	64

Academics

8 - Academics & Learning	40
9 - Visual and Performing Arts	40
10 - PE and Wellness	40
11 - Food Service	70
12 - Media Resources	43
13 - Technology	40
14 - Administration Spaces	45






FCA Score:

--- District Elementary School's FCA Average: 62



Campus-wide

1 - Exterior Architecture	85
2 - Interior Architecture	36
3 - Structural	100
4 - Mechanical / HVAC	63
5 - Electrical	92
6 - Plumbing	15
7 - Site / Civil	0
8 - Crawlspace	N/A

	Very Unsatisfactory	0-35
	Unsatisfactory	36-50
	Average	51-65
	Satisfactory	66-80
	Very Satisfactory	81-100

Questions/Comments?
Email: Assessments@perkinswill.com