

## Educational Suitability and Facility Condition Assessments - 2021



Building Address:  
7201 Colony Loop Drive  
Austin, TX 78724

Building Square Footage: 83,400 SF  
Site Acreage: 67 Acres  
Date of First Construction: 2007

### Student Demographics:

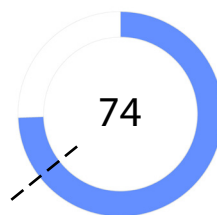
Demographic	Percentage
African American	16.1%
Hispanic	80.4%
White	1.3%
American Indian	0.7%
Asian	0.7%
Pacific Islander	0.0%
Two or More Races	0.9%
Economically Disadvantaged	94.1%
English Language Learners	68.7%
Special Education	13.4%
Enrollment	454

### Facility Summary

Overton Elementary School serves an enrollment of approximately 450 students in northeast Austin. The campus serves pre-K through fifth grade and operates signature programs in Early College and Dual Language. The campus sits adjacent to the recreational center that shares gym space with the school, and it is connected via a corridor. This adjacency helps the school establish good relationships with the community.

### Educational Suitability Assessment Score:

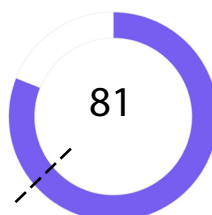
--- District Elementary School's ESA Average: 64



- Very Unsatisfactory 0-35
- Unsatisfactory 36-50
- Average 51-65
- Satisfactory 66-80
- Very Satisfactory 81-100

### Facility Condition Assessment Score:

--- District Elementary School's FCA Average: 62



Questions/Comments?  
Email: [Assessments@perkinswill.com](mailto:Assessments@perkinswill.com)

## Educational Suitability and Facility Condition Assessments - 2021

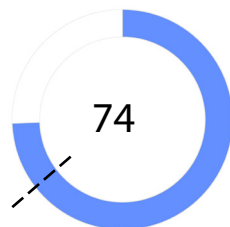
The ESA evaluates how well a facility supports teaching and learning using the district's Educational Specifications as the standard. It includes items such as the exterior, general building, security, controllability of lighting, furniture, academic and administrative spaces, and technology.

The FCA evaluates the physical condition of a facility to measure what systems are broken, aging, etc. This includes items such as roofing, heating and air conditioning, plumbing, electrical, site drainage, and parking.

Both assessments incorporate data, staff interviews, facility walk-throughs, cost-estimating, and analysis.

### ESA Score:

--- District Elementary School's ESA Average: 64



#### General Building

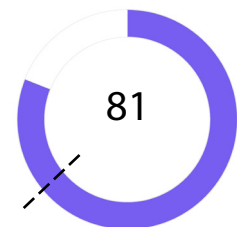
1 - Exterior	89
2 - Outdoor Learning and Activity	67
3 - General Building	80
4 - Security	75
5 - Environmental Quality	76
6 - Controllability of Systems	68
7 - Furniture, Fixtures, Equipment	60

#### Academics

8 - Academics & Learning	63
9 - Visual and Performing Arts	87
10 - PE and Wellness	80
11 - Food Service	70
12 - Media Resources	73
13 - Technology	70
14 - Administration Spaces	85






### FCA Score:

--- District Elementary School's FCA Average: 62



#### Campus-wide

1 - Exterior Architecture	100
2 - Interior Architecture	52
3 - Structural	100
4 - Mechanical / HVAC	78
5 - Electrical	91
6 - Plumbing	77
7 - Site / Civil	41
8 - Crawlspace	100

	Very Unsatisfactory	0-35
	Unsatisfactory	36-50
	Average	51-65
	Satisfactory	66-80
	Very Satisfactory	81-100

Questions/Comments?  
Email: [Assessments@perkinswill.com](mailto:Assessments@perkinswill.com)