

## Educational Suitability and Facility Condition Assessments - 2021



Building Address:  
2011 W. Rundberg Lane  
Austin, TX 78758

Building Square Footage: 147,000 SF  
Site Acreage: 7 Acres  
Date of First Construction: 2014

### Student Demographics:

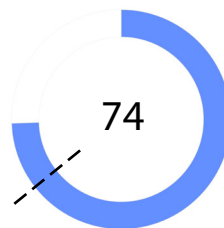
Demographic	Percentage
African American	4.6%
Hispanic	94.3%
White	0.3%
American Indian	0.0%
Asian	0.2%
Pacific Islander	0.2%
Two or More Races	0.5%
Economically Disadvantaged	88.9%
English Language Learners	82.8%
Special Education	10.6%
Enrollment	592

### Facility Summary

Padrón Elementary School serves an enrollment of approximately 600 students in north Austin. The LEED Gold school was built in 2014 and is an adaptive reuse project from an existing warehouse building. The 147,000-square-foot-school sits on 7 acres. The studios are generously sized, and there is a lot of storage throughout the school. The site is constrained, and all outdoor space is utilized by parking and outdoor playfields and playgrounds. Outdoor learning studios and gardens are not present.

### Educational Suitability Assessment Score:

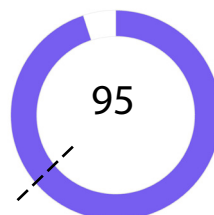
--- District Elementary School's ESA Average: 64



- Very Unsatisfactory 0-35
- Unsatisfactory 36-50
- Average 51-65
- Satisfactory 66-80
- Very Satisfactory 81-100

### Facility Condition Assessment Score:

--- District Elementary School's FCA Average: 62



Questions/Comments?  
Email: [Assessments@perkinswill.com](mailto:Assessments@perkinswill.com)

## Educational Suitability and Facility Condition Assessments - 2021

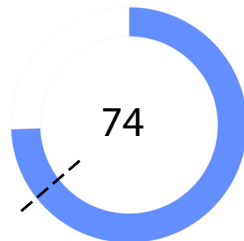
The ESA evaluates how well a facility supports teaching and learning using the district's Educational Specifications as the standard. It includes items such as the exterior, general building, security, controllability of lighting, furniture, academic and administrative spaces, and technology.

The FCA evaluates the physical condition of a facility to measure what systems are broken, aging, etc. This includes items such as roofing, heating and air conditioning, plumbing, electrical, site drainage, and parking.

Both assessments incorporate data, staff interviews, facility walk-throughs, cost-estimating, and analysis.

### ESA Score:

--- District Elementary School's ESA Average: 64



#### General Building

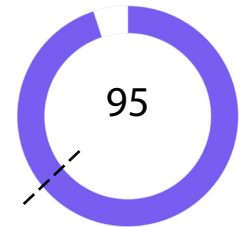
1 - Exterior	66
2 - Outdoor Learning and Activity	47
3 - General Building	58
4 - Security	75
5 - Environmental Quality	76
6 - Controllability of Systems	76
7 - Furniture, Fixtures, Equipment	75

#### Academics

8 - Academics & Learning	61
9 - Visual and Performing Arts	87
10 - PE and Wellness	80
11 - Food Service	100
12 - Media Resources	77
13 - Technology	85
14 - Administration Spaces	80






### FCA Score:

--- District Elementary School's FCA Average: 62



#### Campus-wide

1 - Exterior Architecture	100
2 - Interior Architecture	70
3 - Structural	100
4 - Mechanical / HVAC	98
5 - Electrical	98
6 - Plumbing	100
7 - Site / Civil	94
8 - Crawlspace	100

	Very Unsatisfactory	0-35
	Unsatisfactory	36-50
	Average	51-65
	Satisfactory	66-80
	Very Satisfactory	81-100

Questions/Comments?  
Email: [Assessments@perkinswill.com](mailto:Assessments@perkinswill.com)