

Educational Suitability and Facility Condition Assessments - 2021



Building Address:
10100 S. Mary Moore Searight Drive
Austin, TX 78748

Building Square Footage: 150,100 SF
Site Acreage: 54.6 Acres
Date of First Construction: 2000

Student Demographics:

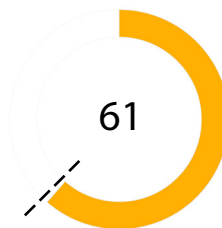
Demographic	Percentage
African American	6.5%
Hispanic	80.1%
White	8.0%
American Indian	0.0%
Asian	2.5%
Pacific Islander	0.1%
Two or More Races	2.7%
Economically Disadvantaged	72.2%
English Language Learners	29.6%
Special Education	18.7%
Enrollment	825

Facility Summary

Paredes Middle School, serving an enrollment of approximately 830 students, is in far south Austin. It was built in 2000 and consists of approximately 150,100 square feet on nearly 55 acres. The school is known for supporting multiple programs, including ACE after-school, AVID, Career and Technical Education (CTE) including robotics, Communities in Schools (CIS), dual-language education, band, dance, theater arts and Project Help. The campus is open and consists of different buildings with some connected via exterior, canopied walkways.

Educational Suitability Assessment Score:

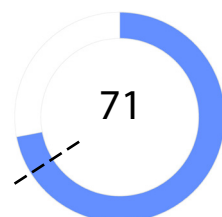
--- District Middle School's ESA Average: 62



- Very Unsatisfactory 0-35
- Unsatisfactory 36-50
- Average 51-65
- Satisfactory 66-80
- Very Satisfactory 81-100

Facility Condition Assessment Score:

--- District Middle School's FCA Average: 66



Questions/Comments?
Email: Assessments@perkinswill.com

Educational Suitability and Facility Condition Assessments - 2021

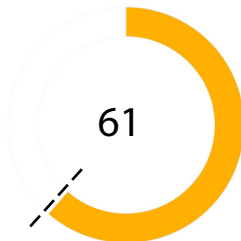
The ESA evaluates how well a facility supports teaching and learning using the district's Educational Specifications as the standard. It includes items such as the exterior, general building, security, controllability of lighting, furniture, academic and administrative spaces, and technology.

The FCA evaluates the physical condition of a facility to measure what systems are broken, aging, etc. This includes items such as roofing, heating and air conditioning, plumbing, electrical, site drainage, and parking.

Both assessments incorporate data, staff interviews, facility walk-throughs, cost-estimating, and analysis.

ESA Score:

--- District Middle School's ESA Average: 62



General Building

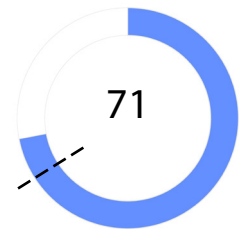
1 - Exterior	74
2 - Outdoor Learning and Activity	80
3 - General Building	67
4 - Security	45
5 - Environmental Quality	72
6 - Controllability of Systems	60
7 - Furniture, Fixtures, Equipment	44

Academics

8 - Academics & Learning	48
9 - CTE Career Connected Learning	71
10 - Visual and Performing Arts	71
11 - Athletics and Wellness	57
12 - Food Service	70
13 - Media Resources	57
14 - Technology	65
15 - Administration Spaces	40






FCA Score:

--- District Middle School's FCA Average: 66



Campus-wide

1 - Exterior Architecture	94
2 - Interior Architecture	64
3 - Structural	100
4 - Mechanical / HVAC	52
5 - Electrical	98
6 - Plumbing	65
7 - Site / Civil	53
8 - Crawlspace	N/A

	Very Unsatisfactory	0-35
	Unsatisfactory	36-50
	Average	51-65
	Satisfactory	66-80
	Very Satisfactory	81-100

Questions/Comments?
Email: Assessments@perkinswill.com