

## Educational Suitability and Facility Condition Assessments - 2021



Building Address:  
7500 S Pleasant Valley Rd  
Austin, TX 78744

Building Square Footage: 82,200 SF  
Site Acreage: 18 Acres  
Date of First Construction: 2006

### Student Demographics:

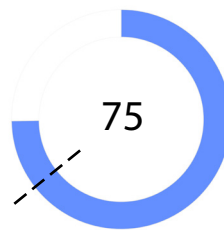
Demographic	Percentage
African American	4.2%
Hispanic	88.8%
White	4.8%
American Indian	0.2%
Asian	0.2%
Pacific Islander	0.0%
Two or More Races	1.8%
Economically Disadvantaged	85.7%
English Language Learners	59.2%
Special Education	15.8%
Enrollment	456

### Facility Summary

Perez Elementary School currently serves a student enrollment of approximately 460 students in southeast Austin. Built in 2006, the school is approximately 83,000 square feet and sits on 18 acres. The school is known for its focus on service – to the school, community and environment. Perez is a dual-language school with an emphasis on social and emotional learning. Its focus on the community is highlighted through the communal areas in the front of the building.

### Educational Suitability Assessment Score:

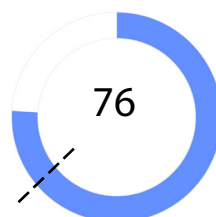
--- District Elementary School's ESA Average: 64



- Very Unsatisfactory 0-35
- Unsatisfactory 36-50
- Average 51-65
- Satisfactory 66-80
- Very Satisfactory 81-100

### Facility Condition Assessment Score:

--- District Elementary School's FCA Average: 62



Questions/Comments?  
Email: [Assessments@perkinswill.com](mailto:Assessments@perkinswill.com)

## Educational Suitability and Facility Condition Assessments - 2021

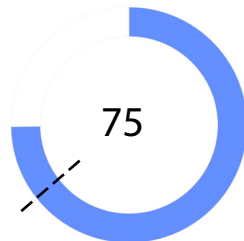
The ESA evaluates how well a facility supports teaching and learning using the district's Educational Specifications as the standard. It includes items such as the exterior, general building, security, controllability of lighting, furniture, academic and administrative spaces, and technology.

The FCA evaluates the physical condition of a facility to measure what systems are broken, aging, etc. This includes items such as roofing, heating and air conditioning, plumbing, electrical, site drainage, and parking.

Both assessments incorporate data, staff interviews, facility walk-throughs, cost-estimating, and analysis.

### ESA Score:

--- District Elementary School's ESA Average: 64



#### General Building

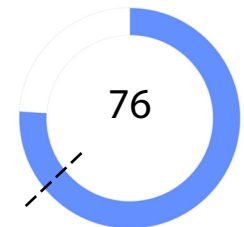
1 - Exterior	94
2 - Outdoor Learning and Activity	80
3 - General Building	82
4 - Security	63
5 - Environmental Quality	68
6 - Controllability of Systems	60
7 - Furniture, Fixtures, Equipment	64

#### Academics

8 - Academics & Learning	60
9 - Visual and Performing Arts	87
10 - PE and Wellness	100
11 - Food Service	100
12 - Media Resources	53
13 - Technology	65
14 - Administration Spaces	70






### FCA Score:

--- District Elementary School's FCA Average: 62



#### Campus-wide

1 - Exterior Architecture	98
2 - Interior Architecture	69
3 - Structural	100
4 - Mechanical / HVAC	63
5 - Electrical	55
6 - Plumbing	76
7 - Site / Civil	63
8 - Crawlspace	N/A

	Very Unsatisfactory	0-35
	Unsatisfactory	36-50
	Average	51-65
	Satisfactory	66-80
	Very Satisfactory	81-100

Questions/Comments?  
Email: [Assessments@perkinswill.com](mailto:Assessments@perkinswill.com)