

## Educational Suitability and Facility Condition Assessments - 2021



Building Address:  
405 Denson Drive  
Austin, TX 78752

Building Square Footage: 41,600 SF  
Site Acreage: 4 Acres  
Date of First Construction: 1954

### Student Demographics:

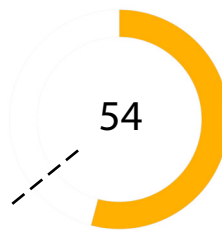
Demographic	Percentage
African American	1.2%
Hispanic	63.7%
White	23.1%
American Indian	0.0%
Asian	7.2%
Pacific Islander	0.4%
Two or More Races	4.4%
Economically Disadvantaged	45.0%
English Language Learners	47.4%
Special Education	9.2%
Enrollment	251

### Facility Summary

Reilly Elementary School, serving an enrollment of approximately 250 students in north central Austin, is known for its dual-language Spanish and Chinese programs, Creating Learning Initiative, and Social and Emotional Learning. The school was constructed in 1954 and consists of 41,600 square feet on 4 acres. The school abuts Reilly School Park, and the expansive grounds adjacent to Waller Creek feel open and inviting.

### Educational Suitability Assessment Score:

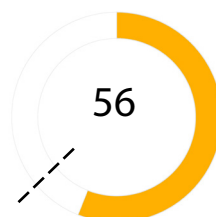
--- District Elementary School's ESA Average: 64



- Very Unsatisfactory 0-35
- Unsatisfactory 36-50
- Average 51-65
- Satisfactory 66-80
- Very Satisfactory 81-100

### Facility Condition Assessment Score:

--- District Elementary School's FCA Average: 62



Questions/Comments?  
Email: [Assessments@perkinswill.com](mailto:Assessments@perkinswill.com)

## Educational Suitability and Facility Condition Assessments - 2021

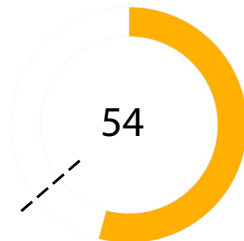
The ESA evaluates how well a facility supports teaching and learning using the district's Educational Specifications as the standard. It includes items such as the exterior, general building, security, controllability of lighting, furniture, academic and administrative spaces, and technology.

The FCA evaluates the physical condition of a facility to measure what systems are broken, aging, etc. This includes items such as roofing, heating and air conditioning, plumbing, electrical, site drainage, and parking.

Both assessments incorporate data, staff interviews, facility walk-throughs, cost-estimating, and analysis.

### ESA Score:

--- District  
Elementary  
School's ESA  
Average: 64



#### General Building

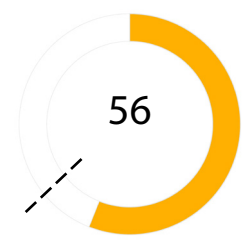
1 - Exterior	74
2 - Outdoor Learning and Activity	93
3 - General Building	58
4 - Security	63
5 - Environmental Quality	72
6 - Controllability of Systems	44
7 - Furniture, Fixtures, Equipment	69

#### Academics

8 - Academics & Learning	34
9 - Visual and Performing Arts	40
10 - PE and Wellness	30
11 - Food Service	50
12 - Media Resources	50
13 - Technology	45
14 - Administration Spaces	35






### FCA Score:

--- District  
Elementary  
School's FCA  
Average: 62



#### Campus-wide

1 - Exterior Architecture	67
2 - Interior Architecture	26
3 - Structural	100
4 - Mechanical / HVAC	72
5 - Electrical	55
6 - Plumbing	60
7 - Site / Civil	0
8 - Crawlspace	N/A

 Very Unsatisfactory	0-35
 Unsatisfactory	36-50
 Average	51-65
 Satisfactory	66-80
 Very Satisfactory	81-100

Questions/Comments?  
Email: [Assessments@perkinswill.com](mailto:Assessments@perkinswill.com)