

## Educational Suitability and Facility Condition Assessments - 2021



Building Address:  
600 W. St. Elmo Road  
Austin, TX 78745

Building Square Footage: 49,000 SF  
Site Acreage: 9 Acres  
Date of First Construction: 1960

### Student Demographics:

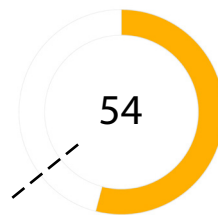
Demographic	Percentage
African American	5.9%
Hispanic	77.7%
White	11.5%
American Indian	0.0%
Asian	2.0%
Pacific Islander	0.0%
Two or More Races	3.0%
Economically Disadvantaged	82.0%
English Language Learners	58.4%
Special Education	8.2%
Enrollment	305

### Facility Summary

St. Elmo Elementary School, serving a student enrollment of approximately 300 students in south Austin, is known for its programs in Dual Language and Social and Emotional Learning. The school is a member of the AVID elementary network, and participates in the Creative Learning Initiative, Neighborhood Longhorns and the Austin Partners in Education Classroom Coaching Program.

### Educational Suitability Assessment Score:

--- District Elementary School's ESA Average: 64



- Very Unsatisfactory 0-35
- Unsatisfactory 36-50
- Average 51-65
- Satisfactory 66-80
- Very Satisfactory 81-100

### Facility Condition Assessment Score:

--- District Elementary School's FCA Average: 62



Questions/Comments?  
Email: [Assessments@perkinswill.com](mailto:Assessments@perkinswill.com)

## Educational Suitability and Facility Condition Assessments - 2021

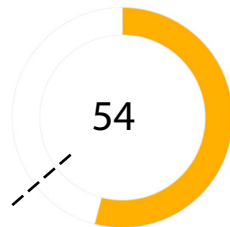
The ESA evaluates how well a facility supports teaching and learning using the district's Educational Specifications as the standard. It includes items such as the exterior, general building, security, controllability of lighting, furniture, academic and administrative spaces, and technology.

The FCA evaluates the physical condition of a facility to measure what systems are broken, aging, etc. This includes items such as roofing, heating and air conditioning, plumbing, electrical, site drainage, and parking.

Both assessments incorporate data, staff interviews, facility walk-throughs, cost-estimating, and analysis.

### ESA Score:

--- District Elementary School's ESA Average: 64



#### General Building

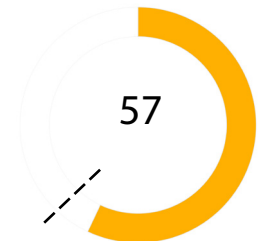
1 - Exterior	57
2 - Outdoor Learning and Activity	73
3 - General Building	42
4 - Security	38
5 - Environmental Quality	76
6 - Controllability of Systems	60
7 - Furniture, Fixtures, Equipment	75

#### Academics

8 - Academics & Learning	40
9 - Visual and Performing Arts	53
10 - PE and Wellness	40
11 - Food Service	60
12 - Media Resources	57
13 - Technology	45
14 - Administration Spaces	40






### FCA Score:

--- District Elementary School's FCA Average: 62



#### Campus-wide

1 - Exterior Architecture	79
2 - Interior Architecture	76
3 - Structural	100
4 - Mechanical / HVAC	70
5 - Electrical	13
6 - Plumbing	55
7 - Site / Civil	12
8 - Crawlspace	100

	Very Unsatisfactory	0-35
	Unsatisfactory	36-50
	Average	51-65
	Satisfactory	66-80
	Very Satisfactory	81-100

Questions/Comments?  
Email: [Assessments@perkinswill.com](mailto:Assessments@perkinswill.com)