

Educational Suitability and Facility Condition Assessments - 2021



Building Address:
601 E St. Johns Avenue
Austin, TX 78752

Building Square Footage: 121,000 SF
Site Acreage: 15 Acres
Date of First Construction: 1968

Student Demographics:

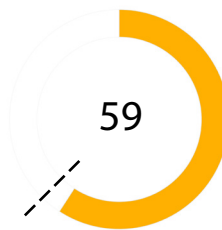
Demographic	Percentage
African American	9.8%
Hispanic	83.7%
White	4.4%
American Indian	0.0%
Asian	1.6%
Pacific Islander	0.0%
Two or More Races	0.5%
Economically Disadvantaged	95.6%
English Language Learners	68.5%
Special Education	15.4%
Enrollment	612

Facility Summary

Webb Middle School serves an enrollment of approximately 630 students in the St. Johns neighborhood of Austin. It has a strong fine arts program and has CTE programs in animation, web design and app development. Webb is the only middle school that provides the English Language Development Academy for students who have been in the country less than two years. The original school was built in 1961 and there is a stand-alone fine arts/band hall completed in 2009 with a total of 121,000 square feet.

Educational Suitability Assessment Score:

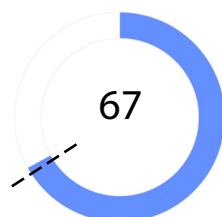
--- District Middle School's ESA Average: 62



- Very Unsatisfactory 0-35
- Unsatisfactory 36-50
- Average 51-65
- Satisfactory 66-80
- Very Satisfactory 81-100

Facility Condition Assessment Score:

--- District Middle School's FCA Average: 66



Questions/Comments?
Email: Assessments@perkinswill.com

Educational Suitability and Facility Condition Assessments - 2021

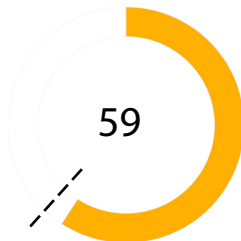
The ESA evaluates how well a facility supports teaching and learning using the district's Educational Specifications as the standard. It includes items such as the exterior, general building, security, controllability of lighting, furniture, academic and administrative spaces, and technology.

The FCA evaluates the physical condition of a facility to measure what systems are broken, aging, etc. This includes items such as roofing, heating and air conditioning, plumbing, electrical, site drainage, and parking.

Both assessments incorporate data, staff interviews, facility walk-throughs, cost-estimating, and analysis.

ESA Score:

--- District Middle School's ESA Average: 62



General Building

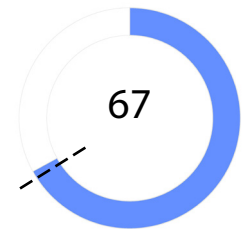
- 1 - Exterior 51
- 2 - Outdoor Learning and Activity 60
- 3 - General Building 53
- 4 - Security 51
- 5 - Environmental Quality 72
- 6 - Controllability of Systems 44
- 7 - Furniture, Fixtures, Equipment 95

Academics

- 8 - Academics & Learning 43
- 9 - CTE Career Connected Learning 78
- 10 - Visual and Performing Arts 60
- 11 - Athletics and Wellness 47
- 12 - Food Service 60
- 13 - Media Resources 73
- 14 - Technology 55
- 15 - Administration Spaces 45

FCA Score:

--- District Middle School's FCA Average: 66



Campus-wide

- 1 - Exterior Architecture 96
- 2 - Interior Architecture 68
- 3 - Structural 100
- 4 - Mechanical / HVAC 6
- 5 - Electrical 48
- 6 - Plumbing 51
- 7 - Site / Civil 48
- 8 - Crawlspace 0

- Very Unsatisfactory 0-35
- Unsatisfactory 36-50
- Average 51-65
- Satisfactory 66-80
- Very Satisfactory 81-100

Questions/Comments?
Email: Assessments@perkinswill.com