

Educational Suitability and Facility Condition Assessments - 2021



Building Address:

1406 Dale St

Austin, TX 78757

Building Square Footage: 53,700 SF

Site Acreage: 6 Acres

Date of First Construction: 1955

Student Demographics:

Demographic	Percentage
African American	4.2%
Hispanic	88.8%
White	5.2%
American Indian	0.0%
Asian	0.8%
Pacific Islander	0.3%
Two or More Races	0.8%
Economically Disadvantaged	92.2%
English Language Learners	74.2%
Special Education	19.8%
Enrollment	384

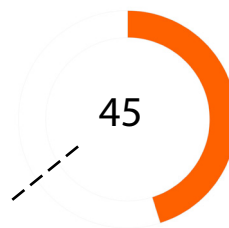
Facility Summary

Wooten Elementary School serves an enrollment of approximately 380 students in north Austin and is adjacent to Wooten Park, a public park. The building was built in 1955 and additions were constructed in 1960 and 1966. The school provides multiple programs, including dual-language and pre-K, and has an animal husbandry area to raise goats. The current configuration of the three main studio wings with narrow outdoor space in between has remained since it was originally built.

Educational Suitability

Assessment Score:

--- District Elementary School's ESA Average: 64

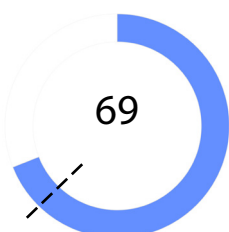


- Very Unsatisfactory 0-35
- Unsatisfactory 36-50
- Average 51-65
- Satisfactory 66-80
- Very Satisfactory 81-100

Facility Condition

Assessment Score:

--- District Elementary School's FCA Average: 62



Questions/Comments?
Email: Assessments@perkinswill.com

Educational Suitability and Facility Condition Assessments - 2021

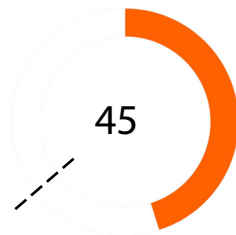
The ESA evaluates how well a facility supports teaching and learning using the district's Educational Specifications as the standard. It includes items such as the exterior, general building, security, controllability of lighting, furniture, academic and administrative spaces, and technology.

The FCA evaluates the physical condition of a facility to measure what systems are broken, aging, etc. This includes items such as roofing, heating and air conditioning, plumbing, electrical, site drainage, and parking.

Both assessments incorporate data, staff interviews, facility walk-throughs, cost-estimating, and analysis.

ESA Score:

--- District Elementary School's ESA Average: 64



General Building

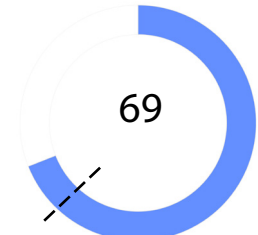
1 - Exterior	34
2 - Outdoor Learning and Activity	60
3 - General Building	31
4 - Security	43
5 - Environmental Quality	76
6 - Controllability of Systems	60
7 - Furniture, Fixtures, Equipment	53

Academics

8 - Academics & Learning	33
9 - Visual and Performing Arts	33
10 - PE and Wellness	40
11 - Food Service	50
12 - Media Resources	43
13 - Technology	40
14 - Administration Spaces	35






FCA Score:

--- District Elementary School's FCA Average: 62



Campus-wide

1 - Exterior Architecture	66
2 - Interior Architecture	87
3 - Structural	100
4 - Mechanical / HVAC	27
5 - Electrical	96
6 - Plumbing	90
7 - Site / Civil	5
8 - Crawlspace	100

	Very Unsatisfactory	0-35
	Unsatisfactory	36-50
	Average	51-65
	Satisfactory	66-80
	Very Satisfactory	81-100

Questions/Comments?
Email: Assessments@perkinswill.com