

Educational Suitability and Facility Condition Assessments - 2021



Building Address:
1900 Bluebonnet Lane
Austin, TX 78704

Building Square Footage: 42,000 SF
Site Acreage: 7 Acres
Date of First Construction: 1950

Student Demographics:

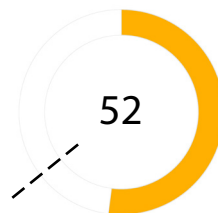
Demographic	Percentage
African American	1.4%
Hispanic	26.2%
White	65.7%
American Indian	0.2%
Asian	1.6%
Pacific Islander	0.2%
Two or More Races	4.7%
Economically Disadvantaged	18.5%
English Language Learners	3.2%
Special Education	12.0%
Enrollment	443

Facility Summary

Zilker Elementary School, serving a student population of approximately 440 students, is in south Austin. It was originally built in 1950 and consists of approximately 42,000 square feet. The longevity of the school and the building has served as the backdrop to educating thousands of south Austin children. The outdoor breezeways throughout the campus create opportunities for outdoor learning; however, the age of the building is also creating many challenges.

Educational Suitability Assessment Score:

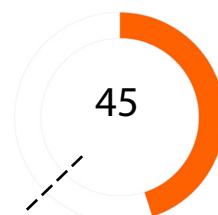
--- District Elementary School's ESA Average: 64



- Very Unsatisfactory 0-35
- Unsatisfactory 36-50
- Average 51-65
- Satisfactory 66-80
- Very Satisfactory 81-100

Facility Condition Assessment Score:

--- District Elementary School's FCA Average: 62



Questions/Comments?
Email: Assessments@perkinswill.com

Educational Suitability and Facility Condition Assessments - 2021

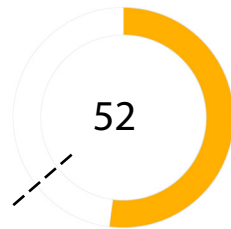
The ESA evaluates how well a facility supports teaching and learning using the district's Educational Specifications as the standard. It includes items such as the exterior, general building, security, controllability of lighting, furniture, academic and administrative spaces, and technology.

The FCA evaluates the physical condition of a facility to measure what systems are broken, aging, etc. This includes items such as roofing, heating and air conditioning, plumbing, electrical, site drainage, and parking.

Both assessments incorporate data, staff interviews, facility walk-throughs, cost-estimating, and analysis.

ESA Score:

--- District Elementary School's ESA Average: 64



General Building

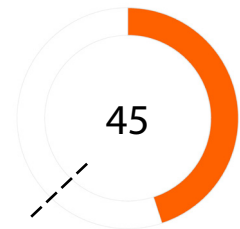
1 - Exterior	40
2 - Outdoor Learning and Activity	73
3 - General Building	40
4 - Security	45
5 - Environmental Quality	68
6 - Controllability of Systems	76
7 - Furniture, Fixtures, Equipment	75

Academics

8 - Academics & Learning	37
9 - Visual and Performing Arts	40
10 - PE and Wellness	30
11 - Food Service	40
12 - Media Resources	70
13 - Technology	50
14 - Administration Spaces	45






FCA Score:

--- District Elementary School's FCA Average: 62



Campus-wide

1 - Exterior Architecture	52
2 - Interior Architecture	42
3 - Structural	99
4 - Mechanical / HVAC	86
5 - Electrical	21
6 - Plumbing	63
7 - Site / Civil	0
8 - Crawlspace	58

 Very Unsatisfactory	0-35
 Unsatisfactory	36-50
 Average	51-65
 Satisfactory	66-80
 Very Satisfactory	81-100

Questions/Comments?
Email: Assessments@perkinswill.com