

# 2021 SAT Test Results Summary

## Austin Independent School District

2020–2021

### Purpose

This report describes SAT results for Austin Independent School District's (AISD) graduating seniors, Class of 2021, who took the SAT at any point during high school. The SAT test is scored on a 1600-point scale. Test components include evidence-based reading and writing and math. The score range is 200 to 800 points for each component. A perfect SAT total score is 1600.

### How many AISD students took the SAT?

**AISD seniors' participation in the SAT increased markedly in 2019–2020 and remained high in 2020–2021, compared with the previous school years.** Over the past 10 years, AISD SAT participation was up by 1,360 students (Figure 1). Aside from students who identify as two to or more races, SAT participation decreased for all student groups in 2021 but remained higher than years prior to 2020 (Figure 2).

Figure 1

The number of SAT test takers remained high in 2020–2021, AISD SAT participation has increased over the past 10 years.

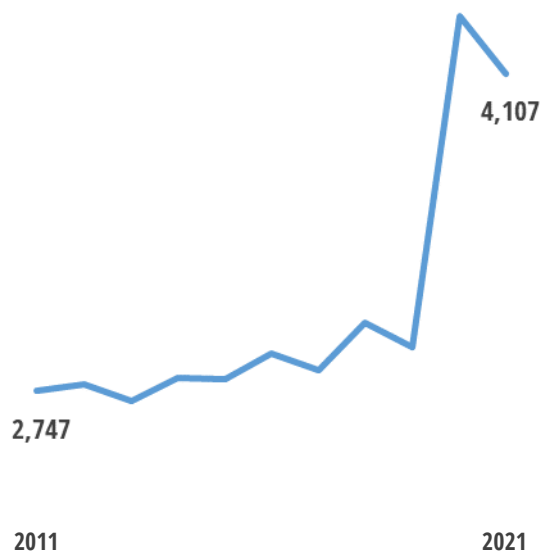
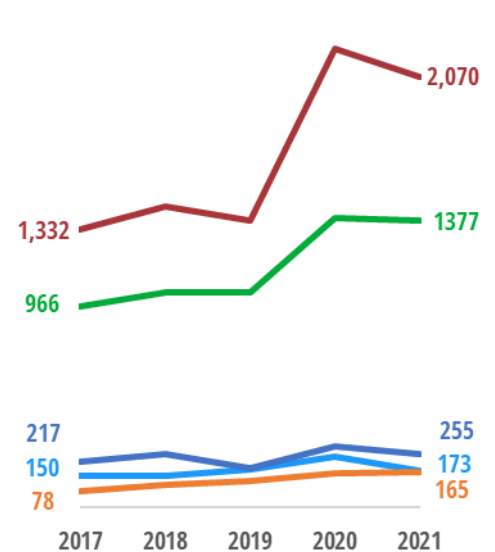


Figure 2

Since 2017, SAT test participation increased for students who were **two or more races**, **Asian**, **Hispanic**, **African American**, or **White**.



Source. College Board SAT 2021 Cohort Final Report, accessed through College Board Reports Center, September 2021

## How did AISD seniors perform on the SAT?

Over the past 5 years, AISD SAT scores exceeded state averages for total, evidence-based reading and writing, and math scores (Figure 3). From 2017 to 2019, scores increased for AISD. However, from 2019 to 2020, AISD, state, and national SAT scores decreased. This year, scores for AISD increased from 2020 to 2021; however, the College Board (2021) indicated comparisons between results from 2021 and previous years should not be conducted as the number of test takers varied greatly due to COVID-19 pandemic.

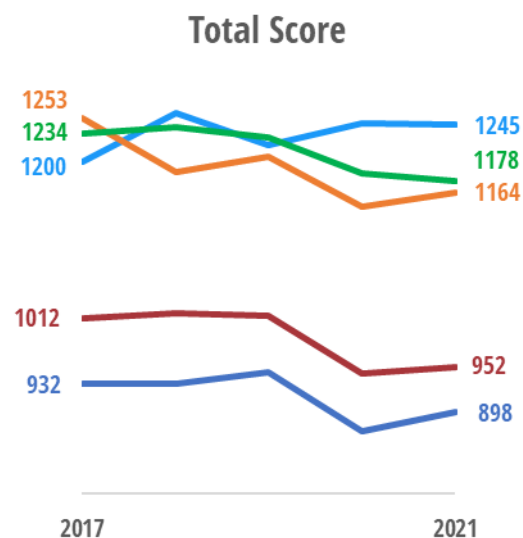
Figure 3  
**AISD's Total, Reading and Writing, and Math SAT average scores exceeded state but not national averages in 2021.**



Source. College Board SAT 2021 Cohort Final Report, accessed through College Board Reports Center, September 2021

Compared with performance in 2017, total SAT scores were higher for Asians but lower for all other races (Figure 4).

Figure 4  
**SAT performance gaps remained consistent in AISD between students who were African American or Hispanic and students who were White, Asian, or two or more races.**



Source. College Board SAT 2021 Cohort Final Report, accessed through College Board Reports Center, September 2021

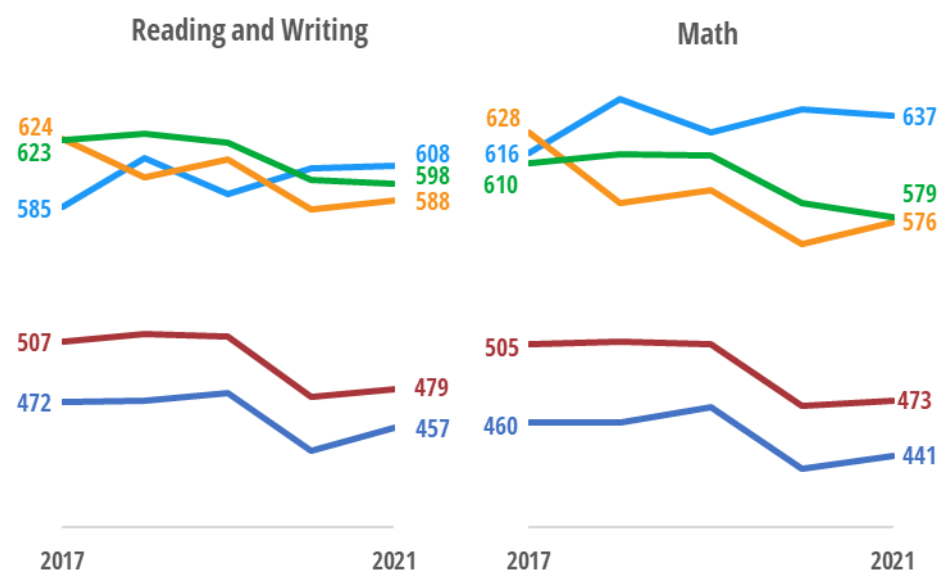
The SAT focuses on the knowledge, skills, and understandings identified as critical to college and career readiness and success. In addition, it places emphasis on word meanings and contextual references, and provides an optional essay given at the end of the SAT.

The overall SAT scoring scale ranges from 400 to 1600 and from 200 to 800 for the evidence-based reading and writing and math portions of the exam. Scores of 2 to 8 may be earned on each of three dimensions for the essay. Essay results are reported separately.

For more information, please refer to <https://collegereadiness.collegeboard.org/sat/inside-the-test/compare-old-new-specifications>

Since 2017, both reading and writing and math scores increased for Asian students. Reading and writing and math scores decreased for students who were African American, Hispanic, White, and two or more races (Figure 5). Scores increased for the majority of students group from 2020 to 2021.

Figure 5  
Since 2017, reading and writing scores increased for Asian students but decreased for African American, Hispanic, two or more races, and White students.

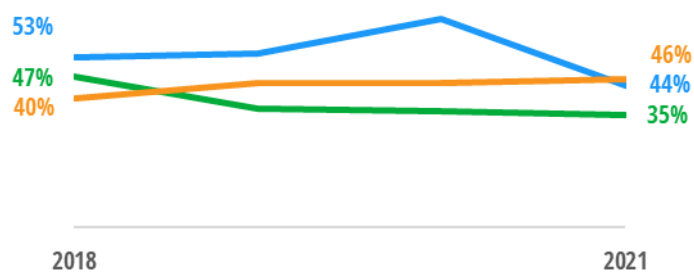


Source: College Board SAT 2021 Cohort Final Report accessed through College Board Reports Center, September 2021

## Did AISD seniors meet college readiness benchmarks on the SAT?

Higher percentages of AISD seniors met college readiness benchmarks for SAT total (Figure 6), reading and writing, and math (Figure 7) compared with percentages for the state. In addition, the percentages of seniors who met SAT college readiness benchmarks have decreased from 2020 to 2021 but remains higher to seniors across the state.

Figure 6  
On the SAT overall, AISD seniors met the college readiness benchmark at a higher rate than did seniors across the state and at a lower rate as seniors across the nation.



Source: College Board SAT 2021 Cohort Final Report, accessed through College Board Reports Center, September 2021

Students and educators use the SAT assessment to prepare for success after high school.

SAT established college and career readiness benchmarks based on student outcomes in entry-level college courses.

There are benchmarks for both SAT reading and writing and SAT math exams.

SAT defines college and career readiness as meeting the following subject area benchmarks:

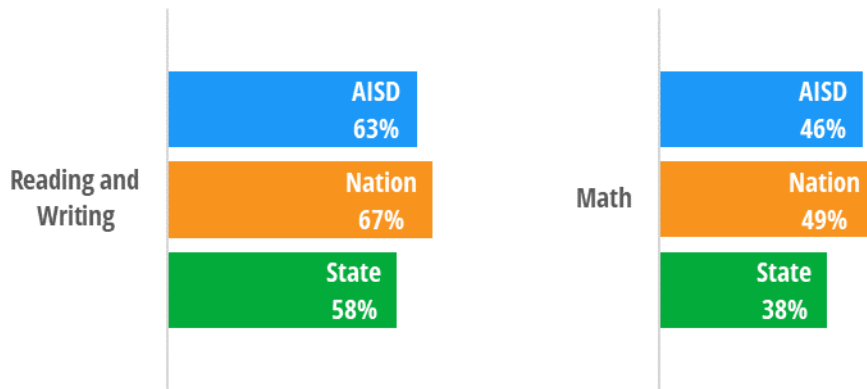
- Math benchmark score of 530
- Reading and writing score of 480

Benchmarks represent a 75% likelihood of achieving a C or better grade in first-semester, credit-bearing college courses in a related subject area.

For more information on SAT college readiness benchmarks, please refer to <https://collegereadiness.collegeboard.org/about/scores/benchmarks>

Figure 7

**AISD seniors** met the college readiness benchmarks in reading and writing and math at higher rates than did seniors across the **state**.



Source: College Board SAT 2021 Cohort Final Report, accessed through College Board Reports Center, September 2021

## AUSTIN INDEPENDENT SCHOOL DISTRICT

Paige DeBaylo, Ph.D.

### Department of Research and Evaluation



4000 S. IH-35 Frontage Road | Austin, TX 78704  
512.414.1724 | fax: 512.414.1707  
www.austinisd.org/dre | Twitter: @AISD\_DRE

January 2022

Publication 20.46